

Big Walnut Local School District

Monthly Financial Report

for the month ended
December 31, 2024



Prepared By:
Scott Gooding
Treasurer

Table of Contents

<u>Description</u>	<u>Page</u>
Pie Chart of Estimated Revenue and Expenditures for fiscal years 2024-25 and 2014-15	1
Comparison of Fiscal Year 2025 YTD Estimated Revenue and Expenditures with Fiscal Year 2025 YTD Actuals	2

Variance Analysis

Comparison of Monthly Ending Cash Balances	4 & 5
Comparison of Monthly and Total Revenues & Other Financing Sources	6 & 7
Comparison of Monthly and Total General Property Tax (Real Estate)	8 & 9
Comparison of Monthly and Total Tangible Personal Property Tax (PUPP)	10 & 11
Comparison of Monthly and Total Income Tax	12 & 13
Comparison of Monthly and Total State Grants-in-Aid (Unrestricted & Restricted)	14 & 15
Comparison of Monthly and Total State Property Tax Allocations	16 & 17
Comparison of Monthly and Total Other Revenues & Other Financing Sources	18 & 19
Comparison of Monthly and Total Expenditures & Other Financing Uses	20 & 21
Comparison of Monthly and Total Personal Services (Salaries & Wages)	22 & 23
Comparison of Monthly and Total Employees' Retirement/Insurance Benefits	24 & 25
Comparison of Monthly and Total Purchased Services	26 & 27
Comparison of Monthly and Total Supplies and Materials	28 & 29
Comparison of Monthly and Total Capital Outlay	30 & 31
Comparison of Monthly and Total Other Expenditure Objects & Other Financing Uses	32 & 33

All Funds Reports

Receipts, Expenditures and Fund Balances All Funds (Fund Report)	35
Summary Check Register (Disbursement Report)	36 - 47
Comparison of Fiscal Year 2025 YTD Appropriations with Fiscal YTD Actual Expenditures – All Funds (excluding General Fund)	49
Investments - All Funds	50- 52

Page Intentionally Left Blank

Five Year Forecast (Nov 2024)
Monthly Variance Report
December 31, 2024

ODE Line Number	Five Year Forecast (May 2024)	FYTD Estimate	FYTD Actual	FYTD Difference	FYTD Difference (%)	Notes
01.010 General Property (Real Estate)	\$ 32,766,812.86	\$ 14,851,061.77	\$ 15,431,904.23	\$ 580,842.46	3.91%	
01.020 Tangible Personal Property Tax	\$ 4,356,410.40	\$ 2,151,208.04	\$ 2,059,844.81	\$ (91,363.23)	-4.25%	
01.030 Income Tax	\$ 12,098,851.56	\$ 6,976,548.37	\$ 7,256,709.56	\$ 280,161.19	4.02%	
01.035 Unrestricted Grants-in-Aid	\$ 6,522,379.35	\$ 3,336,502.38	\$ 3,422,739.07	\$ 86,236.69	2.58%	
01.040 Restricted Grants-in-Aid	\$ 963,629.06	\$ 506,161.82	\$ 322,409.50	\$ (183,752.32)	-36.30%	
01.045 Restricted Federal Grants-in-Aid - SFSF	\$ -	\$ -	\$ -	\$ -	0.00%	
01.050 Property Tax Allocation	\$ 4,332,327.82	\$ 2,064,293.39	\$ 2,157,260.06	\$ 92,966.67	4.50%	
01.060 All Other Operating Revenue	\$ 3,311,442.15	\$ 1,689,247.09	\$ 2,126,637.38	\$ 437,390.29	25.89%	1
01.070 Total Revenue	\$ 64,351,853.21	\$ 31,575,022.87	\$ 32,777,504.61	\$ 1,202,481.74	3.81%	
02.010 Proceeds from Sale of Notes	\$ -	\$ -	\$ -	\$ -	0.00%	
02.020 State Emergency Loans & Advancements (Approved)	\$ -	\$ -	\$ -	\$ -	0.00%	
02.040 Operating Transfers-In	\$ -	\$ -	\$ -	\$ -	0.00%	
02.050 Advances-In	\$ -	\$ -	\$ -	\$ -	0.00%	
02.060 All Other Financial Sources	\$ 110,459.00	\$ 59,301.62	\$ 71,187.88	\$ 11,886.26	20.04%	
02.070 Total Other Financing Sources	\$ 110,459.00	\$ 59,301.62	\$ 71,187.88	\$ 11,886.26	20.04%	
02.080 Total Revenues and Other Financing Sources	\$ 64,462,312.21	\$ 31,634,324.49	\$ 32,848,692.49	\$ 1,214,368.00	3.84%	
03.010 Personal Services	\$ 32,604,366.44	\$ 16,162,214.27	\$ 15,632,835.44	\$ (529,378.83)	-3.28%	
03.020 Employees' Retirement/Insurance Benefits	\$ 12,804,904.61	\$ 6,311,216.35	\$ 5,991,574.53	\$ (319,641.82)	-5.06%	
03.030 Purchased Services	\$ 8,703,739.15	\$ 4,240,621.79	\$ 4,518,048.23	\$ 277,426.44	6.54%	
03.040 Supplies and Materials	\$ 2,233,880.00	\$ 1,572,366.85	\$ 1,529,922.42	\$ (42,444.43)	-2.70%	
03.050 Capital Outlay	\$ 542,028.55	\$ 308,880.16	\$ 510,030.15	\$ 201,149.99	65.12%	
03.060 Intergovernmental	\$ -	\$ -	\$ -	\$ -	0.00%	
04.010 Debt Service: All Principal (Historical)	\$ -	\$ -	\$ -	\$ -	0.00%	
04.020 Debt Service: Principal-Notes	\$ -	\$ -	\$ -	\$ -	0.00%	
04.030 Debt Service: Principal - State Loans	\$ -	\$ -	\$ -	\$ -	0.00%	
04.040 Debt Service: Principal - State Advancements	\$ -	\$ -	\$ -	\$ -	0.00%	
04.050 Debt Service: Principal - HB 264 Loans	\$ -	\$ -	\$ -	\$ -	0.00%	
04.055 Debt Service: Principal - Other	\$ -	\$ -	\$ -	\$ -	0.00%	
04.060 Debt Service: Interest and Fiscal Charges	\$ -	\$ -	\$ -	\$ -	0.00%	
04.300 Other Objects	\$ 843,598.03	\$ 443,394.98	\$ 423,761.75	\$ (19,633.23)	-4.43%	
04.500 Total Expenditures	\$ 57,732,516.78	\$ 29,038,694.39	\$ 28,606,172.52	\$ (432,521.87)	-1.49%	
05.010 Operational Transfers - Out	\$ -	\$ -	\$ -	\$ -	0.00%	
05.020 Advances - Out	\$ -	\$ -	\$ -	\$ -	0.00%	
05.030 All Other Financing Uses	\$ -	\$ -	\$ -	\$ -	0.00%	
05.040 Total Other Financing Uses	\$ -	\$ -	\$ -	\$ -	0.00%	
05.050 Total Expenditure and Other Financing Uses	\$ 57,732,516.78	\$ 29,038,694.39	\$ 28,606,172.52	\$ (432,521.87)	-1.49%	
06.010 Excess Rev & Other Financing Sources over (under) Exp & Other Financing Uses	\$ 6,729,795.43	\$ 2,595,630.09	\$ 4,242,519.97	\$ 1,646,889.88		
07.010 Cash Balance - July 1 - Excluding Proposed Renew/Replace & New Levies	\$ 34,233,502.61	\$ 34,233,502.61	\$ 34,233,502.61	\$ -		
07.020 Cash Balance - December 31, 2024	\$ 40,963,298.04	\$ 36,829,132.70	\$ 38,476,022.58	\$ 1,646,889.88		
08.010 Encumbrances - December 31, 2024	\$ 953,642.00		\$ 2,874,081.94			
09.030 Budget Reserve	\$ -					

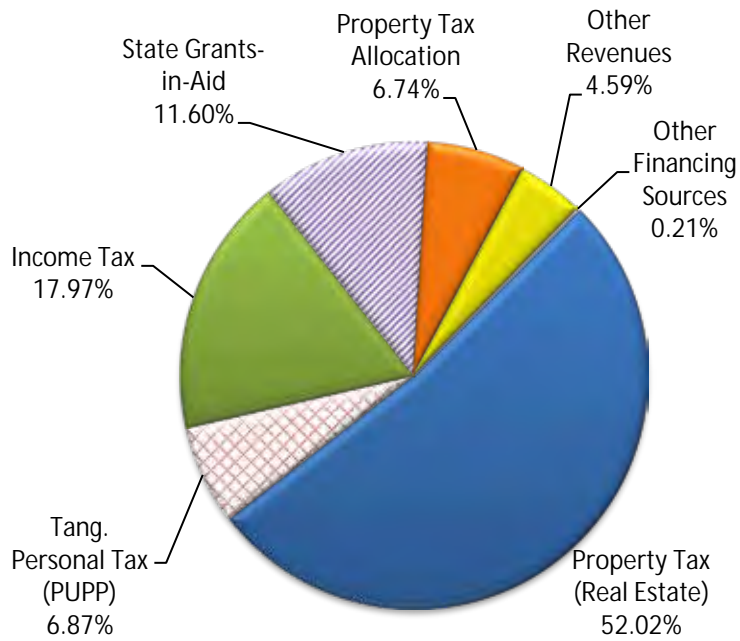
Notes

Monthly estimates are derived from 8 years of historical transactions by month.

(1) - Interest correction - 09/27/24 for July 2024 (posted to 022-9200)	\$ 182,242.95
Interest estimated revenue	\$ 960,000.00
FYTD received	\$ 1,363,143.48

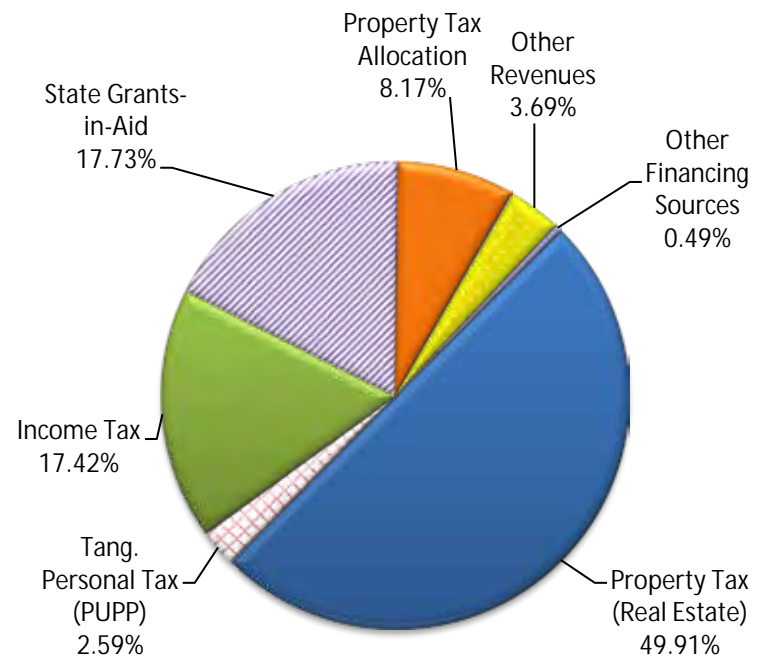
EST. GENERAL FUND REVENUE FY25

\$57,196,300



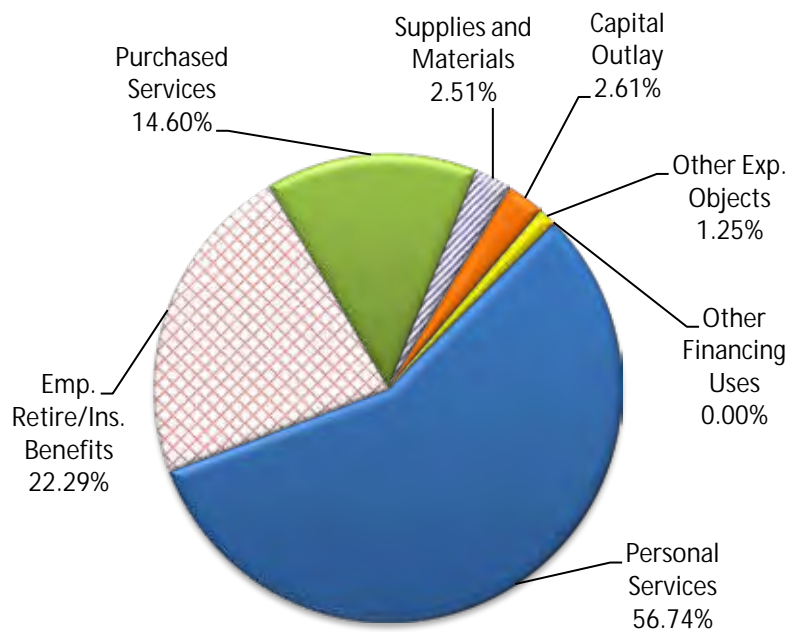
EST. GENERAL FUND REVENUE FY15

\$30,203,662



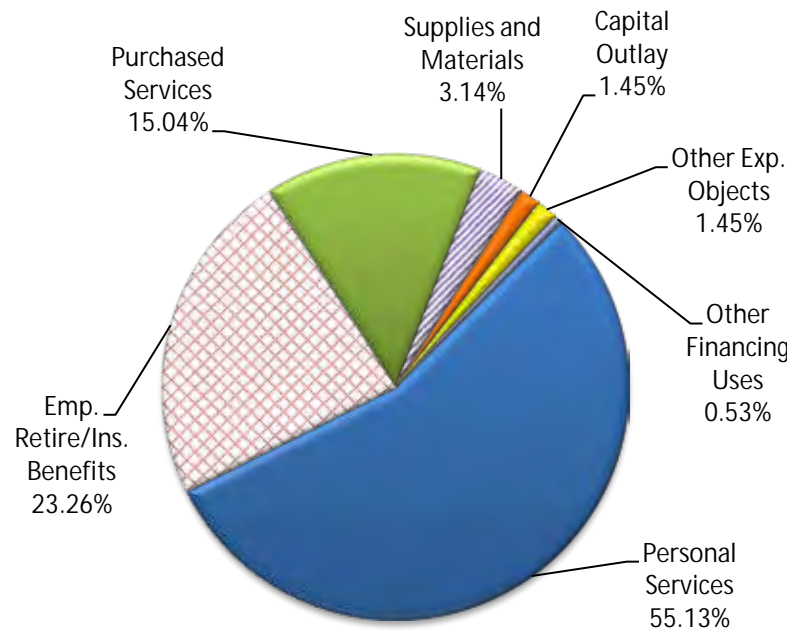
EST. GENERAL FUND EXPENDITURES FY25

\$51,522,171



EST. GENERAL FUND EXPENDITURES FY15

\$29,020,690



Enrollment

FY 2025

4,373

as of 8/23/2024

FY 2015

3,150

% Change

38.83%

**COMPARISON OF FISCAL YEAR 2025 YEAR-TO-DATE ESTIMATED REVENUES AND
EXPENDITURES WITH FISCAL YEAR 2025 YEAR-TO-DATE ACTUALS
GENERAL & REQUIRED DEBT SERVICE FUNDS ONLY**

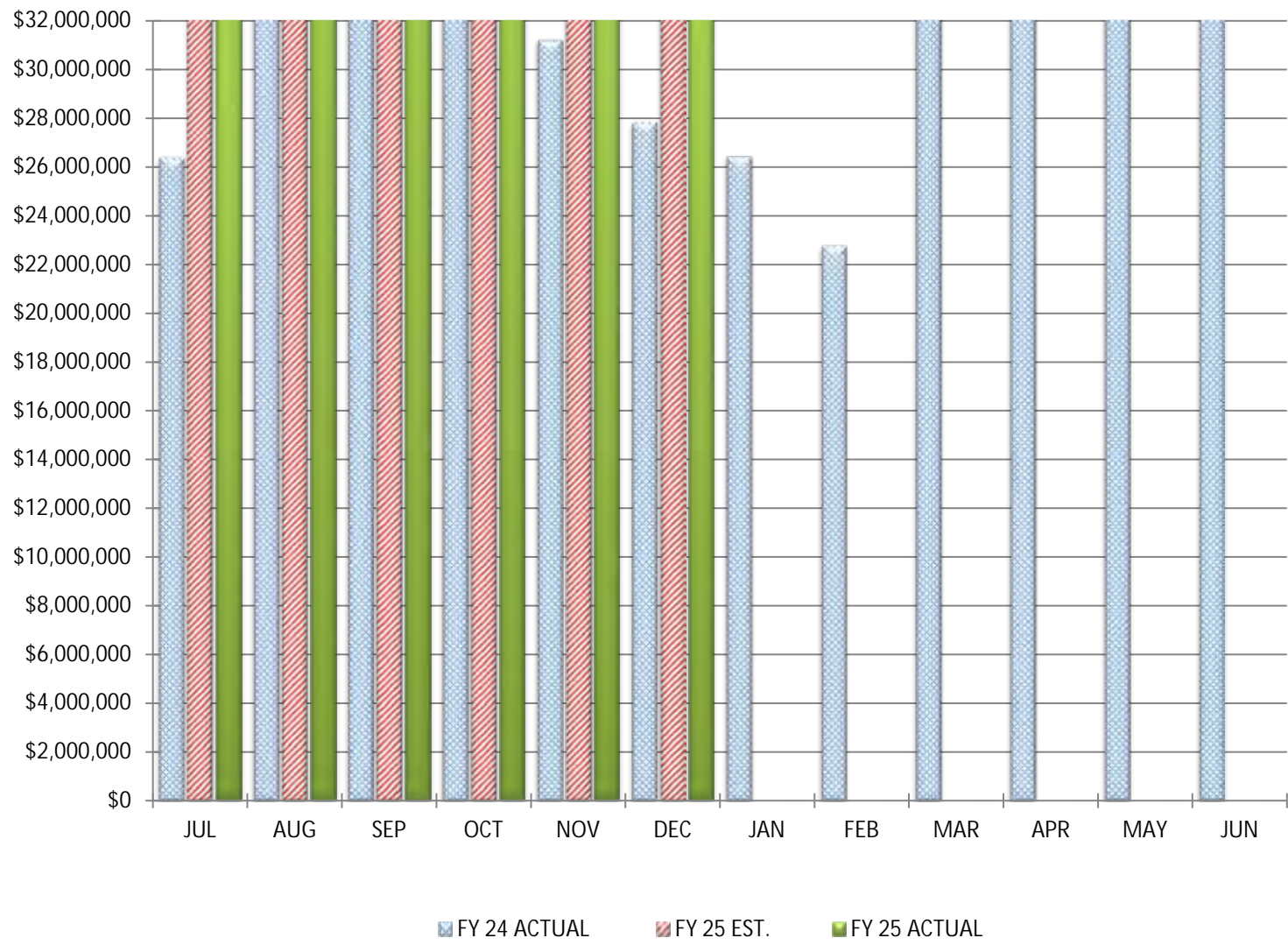
CATEGORY	FY 25 EST.	FY 25 ACTUAL	VARIANCE	PERCENTAGE
Revenues				
General Property Tax (Real Estate)	\$13,379,035	\$15,431,904	\$2,052,869	15.3%
Tangible Personal Property (PUPP)	2,144,633	2,059,845	(84,788)	-4.0%
Income Tax	6,562,065	7,256,710	694,645	10.6%
Unrestricted State Grants-in-Aid	3,577,481	3,692,523	115,042	3.2%
Restricted State Grants-in-Aid	189,703	52,625	(137,078)	-72.3%
Property Tax Allocation (Reimb.)	1,827,927	2,157,260	329,333	18.0%
All Other Revenues	1,801,513	2,192,951	391,439	21.7%
Total Revenues	29,482,358	32,843,818	3,361,461	11.4%
Other Financing Sources				
Advances-In	\$0	\$0	\$0	0.0%
All Other Financing Sources	7,550	4,874	(2,676)	-35.4%
Total Other Financing Sources	7,550	4,874	(2,676)	-35.4%
Total Revenues & Other Fin. Sources	\$29,489,908	\$32,848,692	\$3,358,785	11.4%
Expenditures				
Personal Services (Salaries & Wages)	\$16,088,144	\$15,632,835	(\$455,309)	-2.8%
Retirement/Insurance Benefits	6,304,700	5,991,575	(313,126)	-5.0%
Purchased Services	4,166,160	4,518,048	351,888	8.4%
Supplies and Materials	1,394,185	1,529,922	135,737	9.7%
Capital Outlay	363,200	510,030	146,830	40.4%
Other Expenditure Objects	305,781	423,762	117,980	38.6%
Total Expenditures	28,622,171	28,606,173	(15,999)	-0.1%
Other Financing Uses				
Operating Transfers-Out	\$0	\$0	\$0	0.0%
Advances-Out	0	0	0	0.0%
All Other Financing Uses	0	0	0	0.0%
Total Other Financing Uses	\$0	\$0	\$0	0.0%
Total Expenditures & Other Fin. Uses	\$28,622,171	\$28,606,173	(\$15,999)	-0.1%
Excess of Revenues & Other Fin. Sources over (under) Expenditures & Other Fin. Uses	\$867,737	\$4,242,520	\$3,374,783	388.9%
Beginning Cash Balance July 1	\$34,233,503	\$34,233,503	\$0	0.0%
Ending Cash Balance	\$35,101,239	\$38,476,023	\$3,374,783	9.6%
Estimated Encumbrances	\$0	\$2,874,082	(\$2,874,082)	
Unreserved Fund Balance	\$35,101,239	\$35,601,941	\$500,701	



BIG WALNUT | INSPIRE
LOCAL SCHOOLS & GUIDE

VARIANCE ANALYSIS - GENERAL FUND

COMPARISON OF MONTHLY ENDING CASH BALANCES



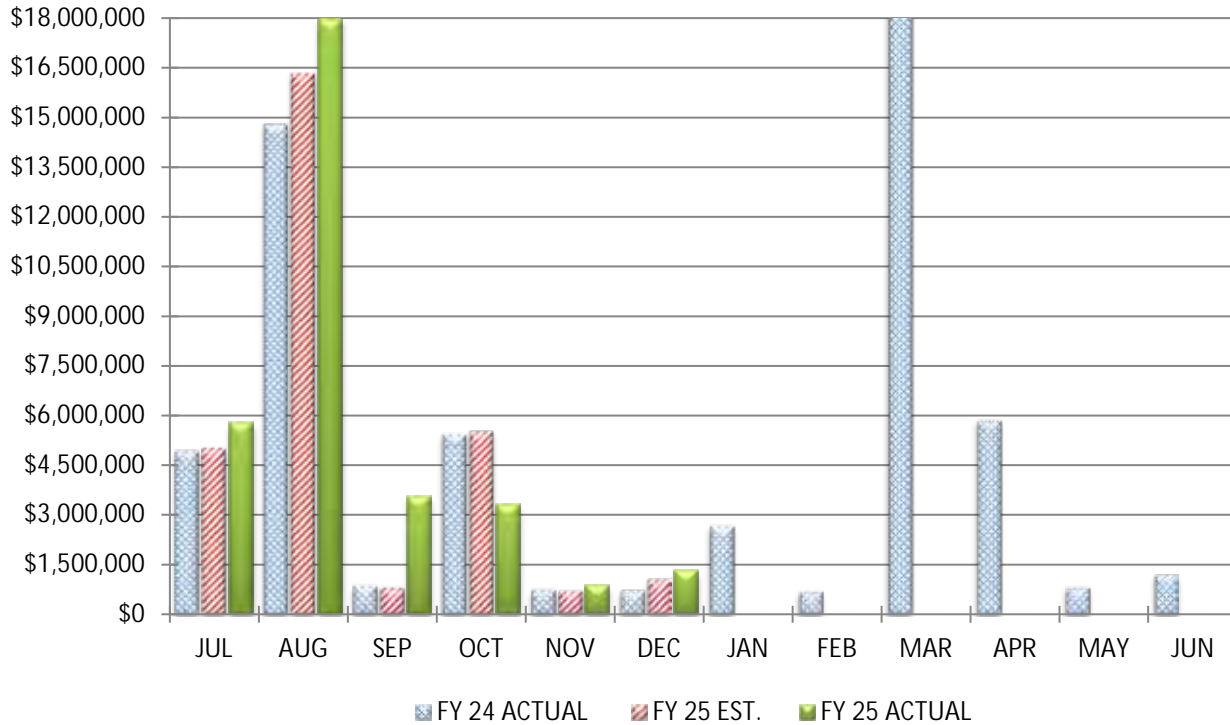
COMPARISON OF MONTHLY ENDING CASH BALANCES

December 31, 2024

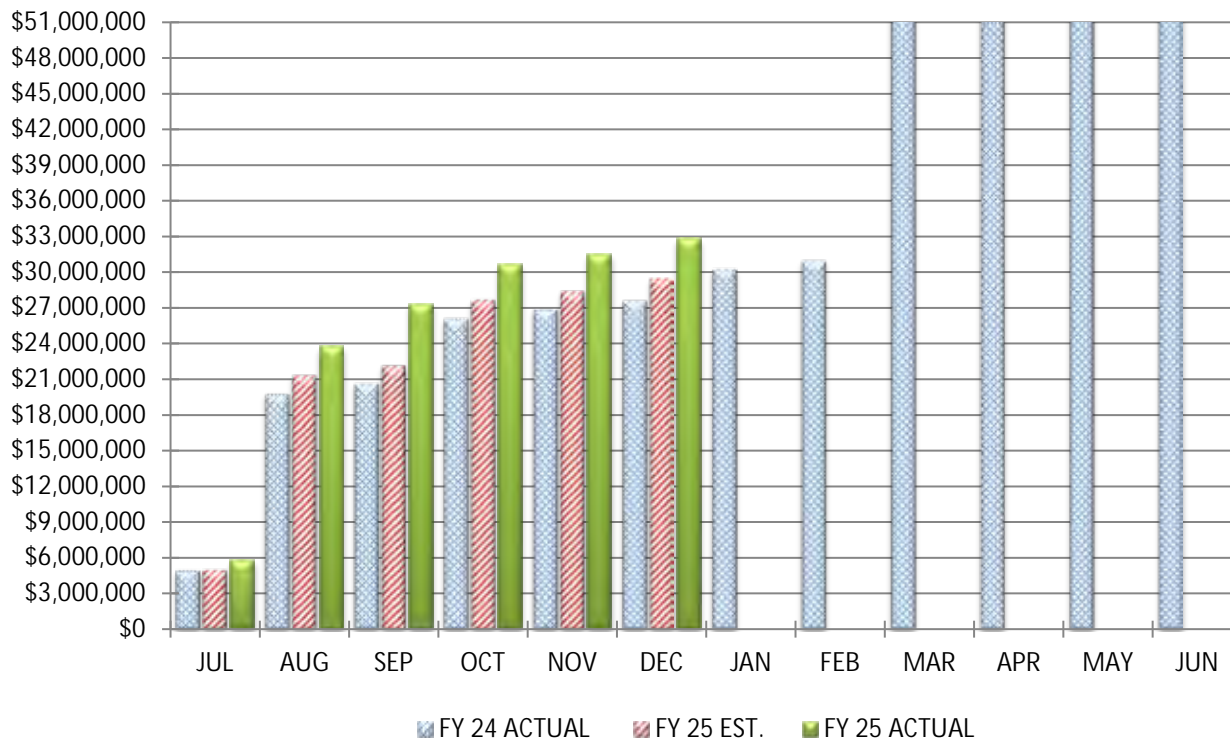
Actual Cash Balance		\$38,476,023
Estimated Cash Balance		\$35,101,239
Variance From Estimate	OVER	\$3,374,783
Percent Variance From Estimate	OVER	9.61%
Previous Year Cash Balance		\$27,838,433

COMMENTS: We are on target with our annual estimates.

COMPARISON OF TOTAL MONTHLY REVENUES & OTHER FINANCING SOURCES



COMPARISON OF TOTAL YEAR-TO-DATE REVENUES & OTHER FINANCING SOURCES

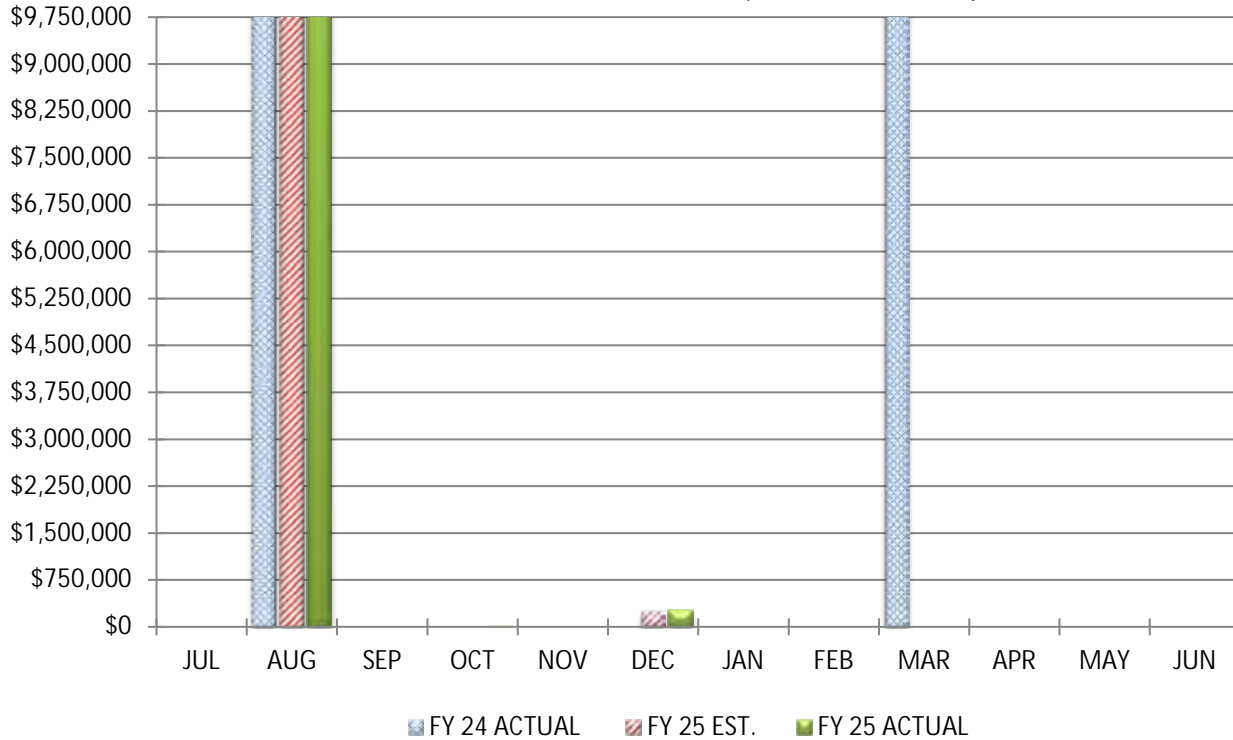


COMPARISON TOTAL REVENUES & OTHER FINANCING SOURCES

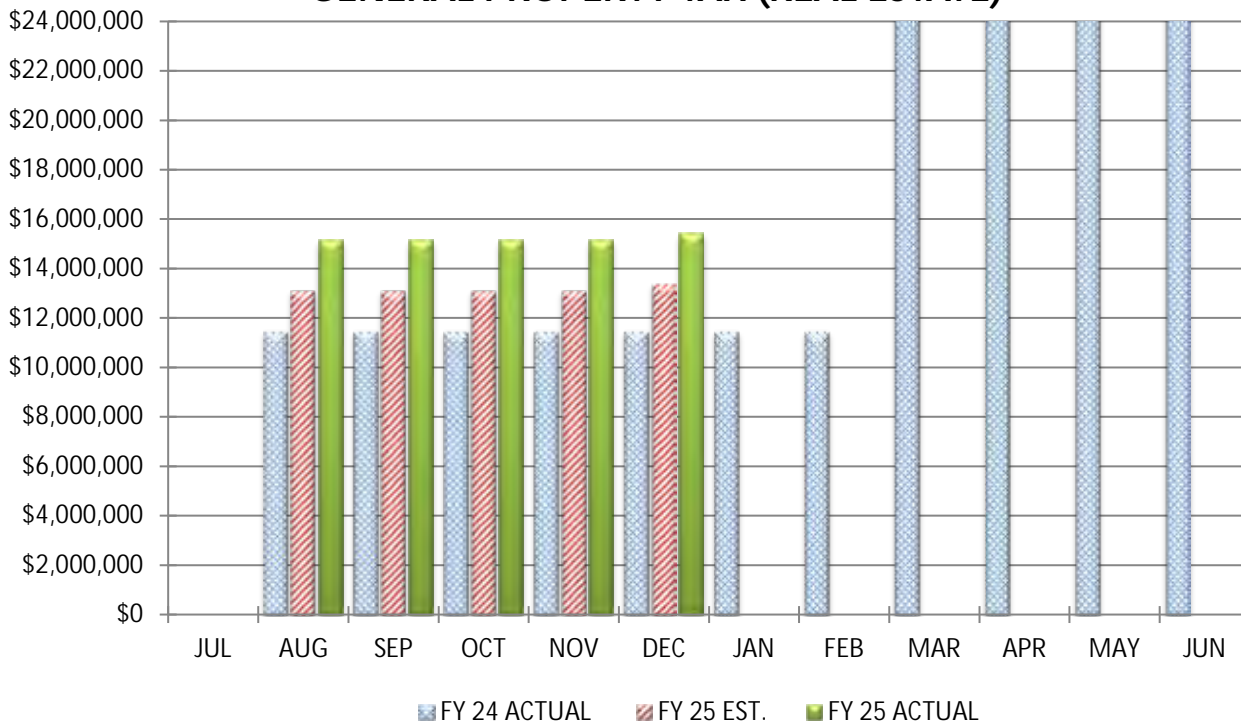
December 31, 2024				
		<u>MONTH</u>		
			<u>YEAR-TO-DATE</u>	
Actual Receipts		\$1,315,744		\$32,848,692
Estimated Receipts		\$1,072,259		\$29,489,908
Variance From Estimate	OVER	\$243,485	OVER	\$3,358,785
Variance From Estimate	OVER	22.71%	OVER	11.39%
Actual Prior Year		\$735,747		\$27,615,949
Total 2024-2025 Estimate				\$63,224,545
Percent Of Total Estimate Received				51.96%
Percent Of Budget Year Completed		6 Months		50.00%

COMMENTS: We are on target with our annual estimates.

COMPARISON OF TOTAL MONTHLY GENERAL PROPERTY TAX (REAL ESTATE)



COMPARISON OF TOTAL YEAR-TO-DATE GENERAL PROPERTY TAX (REAL ESTATE)

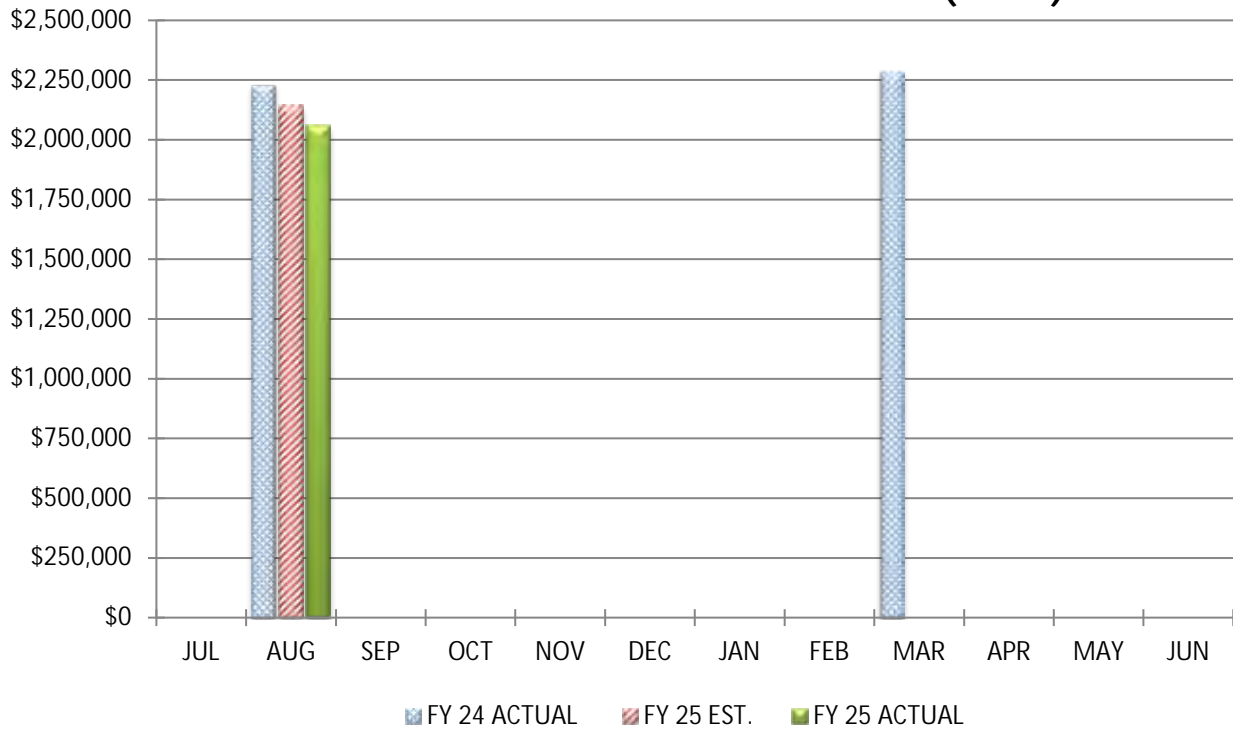


COMPARISON OF GENERAL PROPERTY TAX (REAL ESTATE)

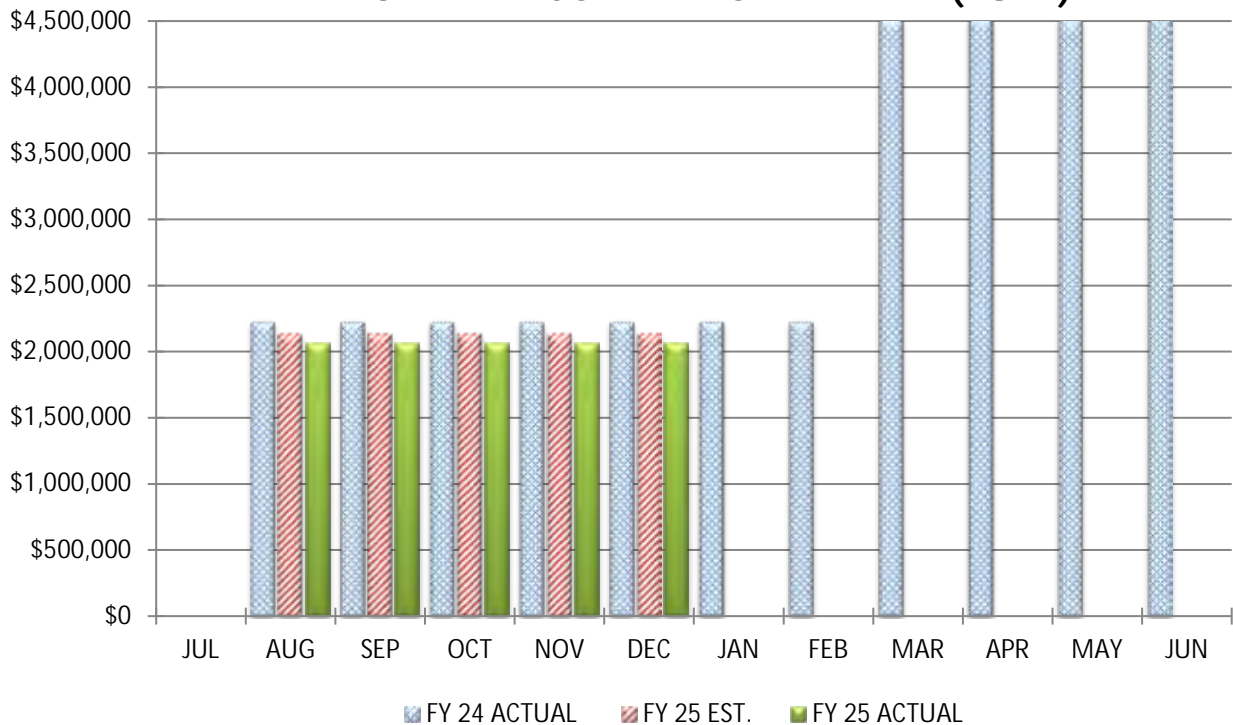
December 31, 2024				
		MONTH		YEAR-TO-DATE
Actual Real Estate Tax Receipts		\$268,516		\$15,431,904
Estimated Real Estate Tax Receipts		\$260,000		\$13,379,035
Variance From Estimate	OVER	\$8,516	OVER	\$2,052,869
Variance From Estimate	OVER	3.28%	OVER	15.34%
Actual Prior Year		\$0		\$11,481,688
Total 2024-2025 Estimate				\$32,889,810
Percent Of Total Estimate Received				46.92%
Percent Of Budget Year Completed		6 months		50.00%

COMMENTS: We are on target with our annual estimates.

COMPARISON OF TOTAL MONTHLY TANGIBLE PERSONAL PROPERTY TAX (PUPP)



COMPARISON OF TOTAL YEAR-TO-DATE TANGIBLE PERSONAL PROPERTY TAX (PUPP)

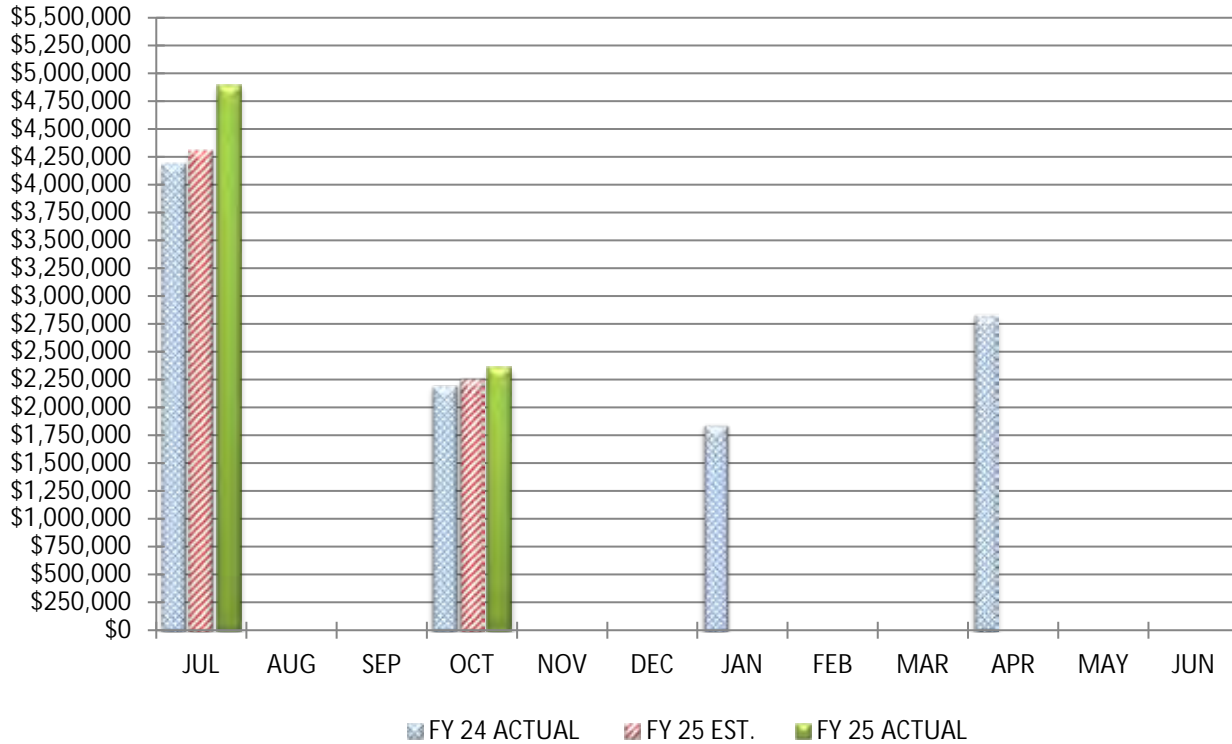


COMPARISON OF TANGIBLE PERSONAL PROPERTY TAX (PUPP)

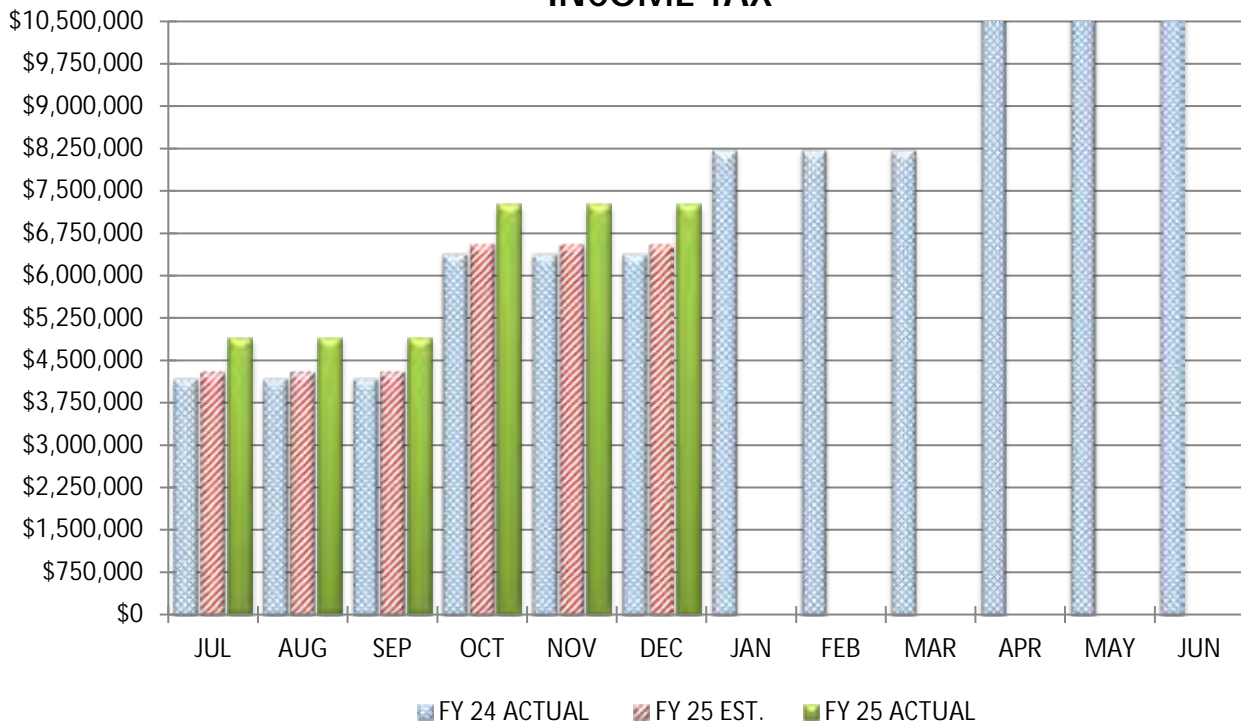
	December 31, 2024	
	<u>MONTH</u>	<u>YEAR-TO-DATE</u>
Actual PUPP Tax Receipts	\$0	\$2,059,845
Estimated PUPP Tax Receipts	\$0	\$2,144,633
Variance From Estimate	\$0 UNDER	(\$84,788)
Variance From Estimate	0.00% UNDER	-3.95%
Actual Prior Year	\$0	\$2,229,802
Total 2024-2025 Estimate		\$4,345,334
Percent Of Total Estimate Received		47.40%
Percent Of Budget Year Completed	6 months	50.00%

COMMENTS: We are on target with our annual estimates.

COMPARISON OF TOTAL MONTHLY INCOME TAX



COMPARISON OF TOTAL YEAR-TO-DATE INCOME TAX



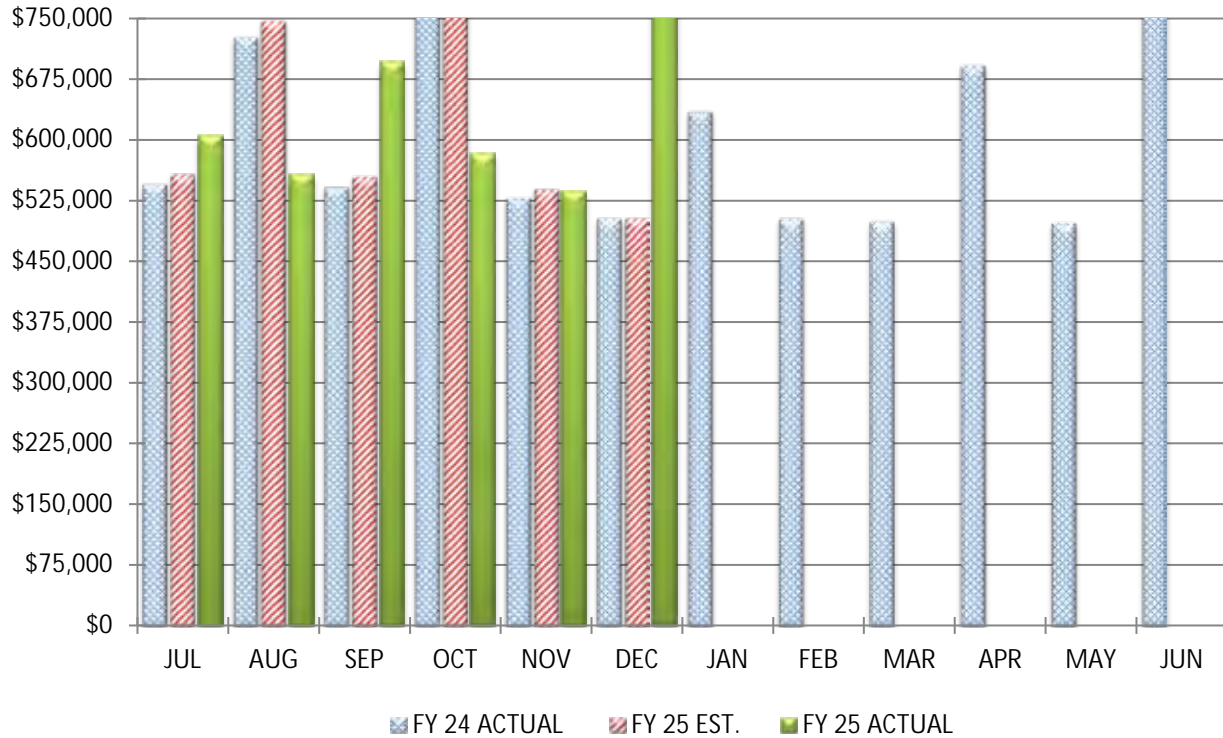
COMPARISON OF INCOME TAX

December 31, 2024

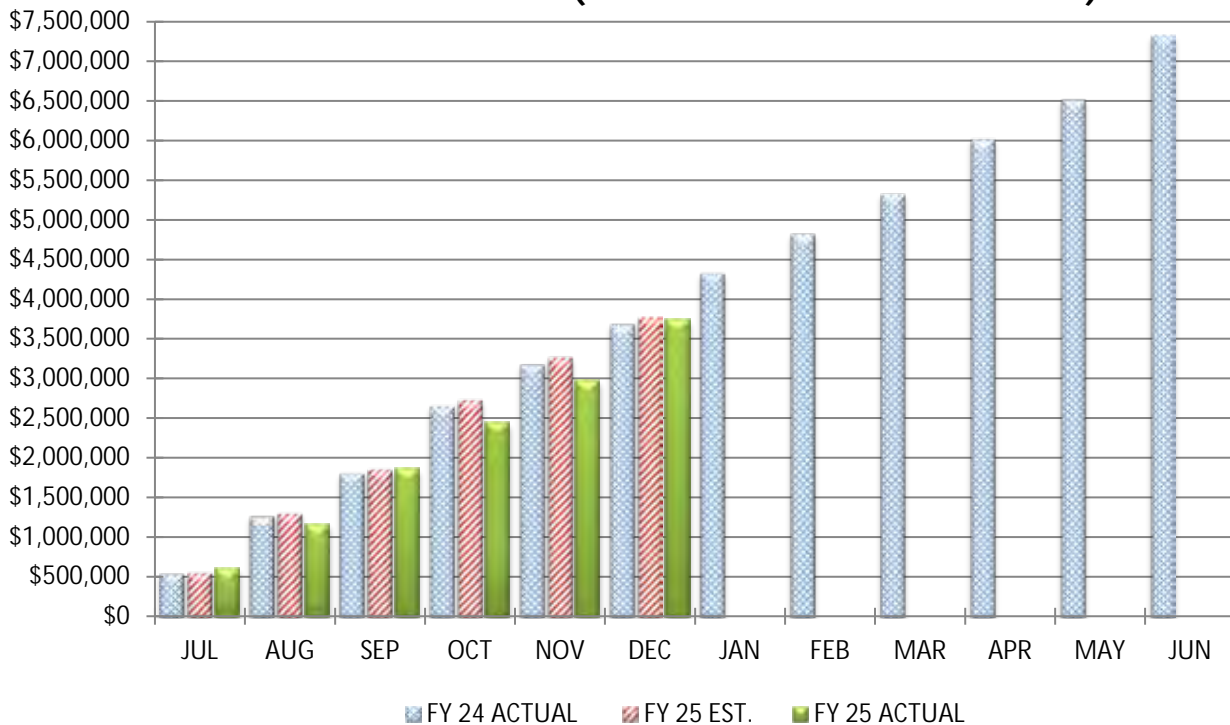
	<u>MONTH</u>		<u>YEAR-TO-DATE</u>
Actual State Receipts	\$0		\$7,256,710
Estimated State Receipts	\$0		\$6,562,065
Variance From Estimate	\$0	OVER	\$694,645
Variance From Estimate	0.00%	OVER	10.59%
Actual Prior Year	\$0		\$6,390,202
Total 2024-2025 Estimate			\$11,360,147
Percent Of Total Estimate Received			63.88%
Percent Of Budget Year Completed	6 months		50.00%

COMMENTS: We are on target with our annual estimates.

COMPARISON OF TOTAL MONTHLY STATE GRANTS-IN-AID (UNRESTRICTED & RESTRICTED)



COMPARISON OF TOTAL YEAR-TO-DATE STATE GRANTS-IN-AID (UNRESTRICTED & RESTRICTED)

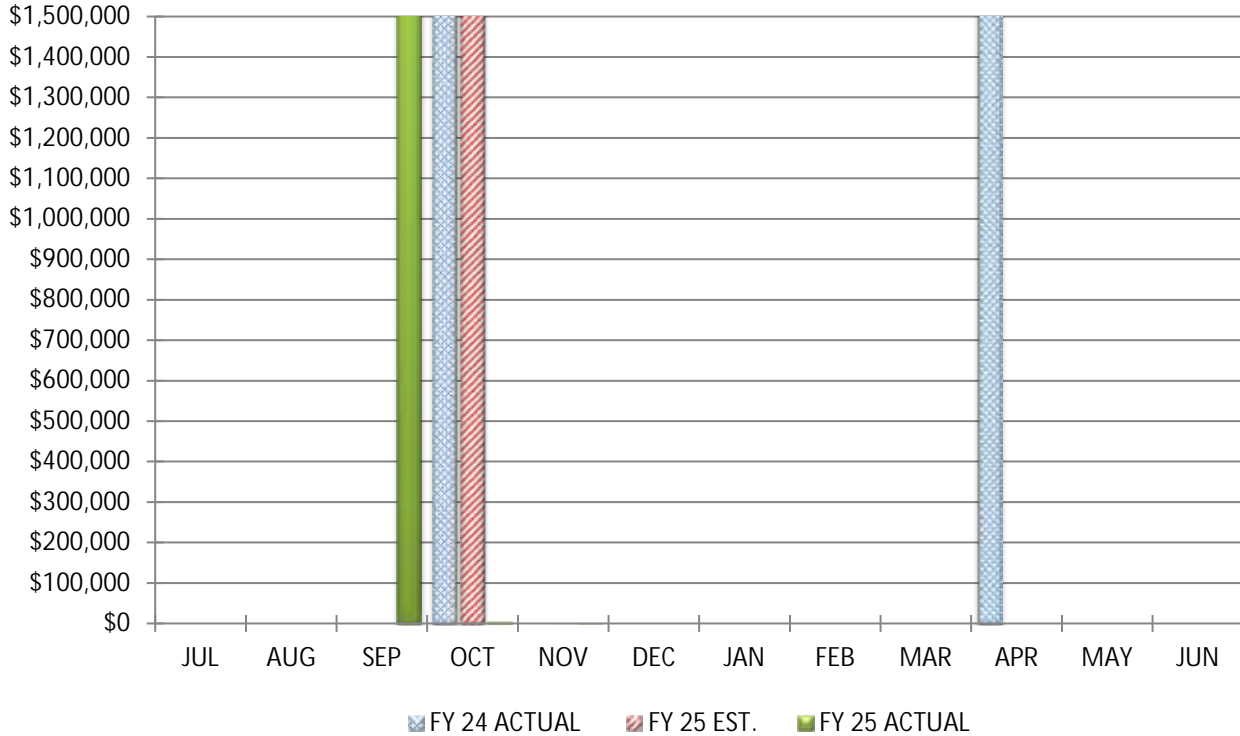


COMPARISON OF STATE GRANTS-IN-AID (UNRESTRICTED & RESTRICTED)

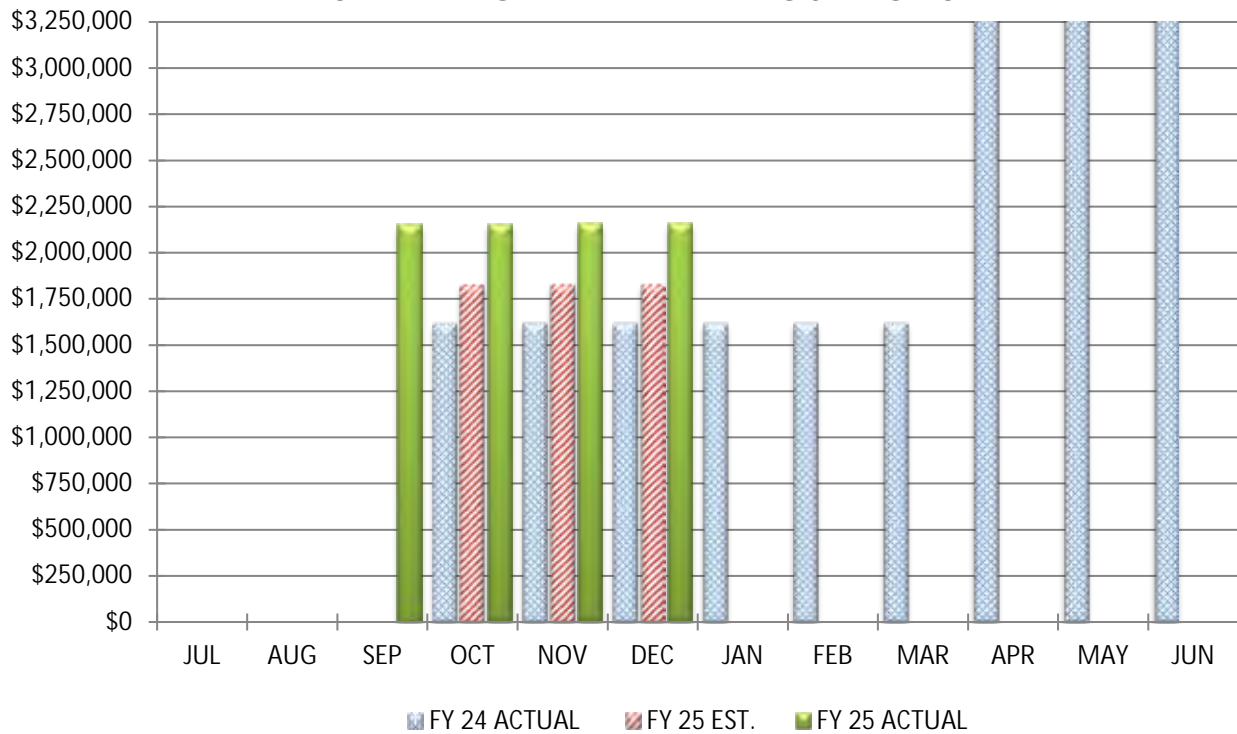
December 31, 2024				
		<u>MONTH</u>		<u>YEAR-TO-DATE</u>
Actual State Receipts		\$765,302		\$3,745,149
Estimated State Receipts		\$503,487		\$3,767,184
Variance From Estimate	OVER	\$261,815	UNDER	(\$22,036)
Variance From Estimate	OVER	52.00%	UNDER	-0.58%
Actual Prior Year		\$503,414		\$3,692,260
Total 2024-2025 Estimate				\$7,335,907
Percent Of Total Estimate Received				51.05%
Percent Of Budget Year Completed		6 months		50.00%

COMMENTS: We are on target with our annual estimates.

COMPARISON OF TOTAL MONTHLY STATE PROPERTY TAX ALLOCATIONS



COMPARISON OF TOTAL YEAR-TO-DATE STATE PROPERTY TAX ALLOCATIONS



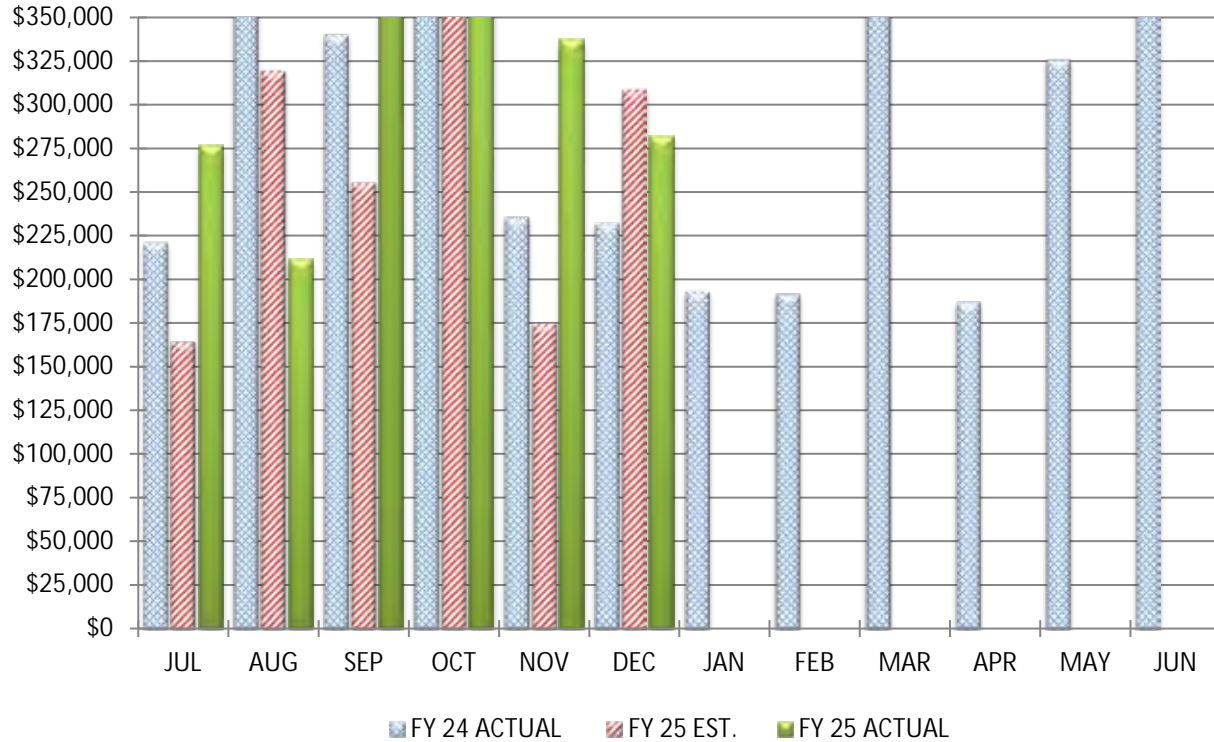
COMPARISON OF STATE PROPERTY TAX ALLOCATIONS

December 31, 2024

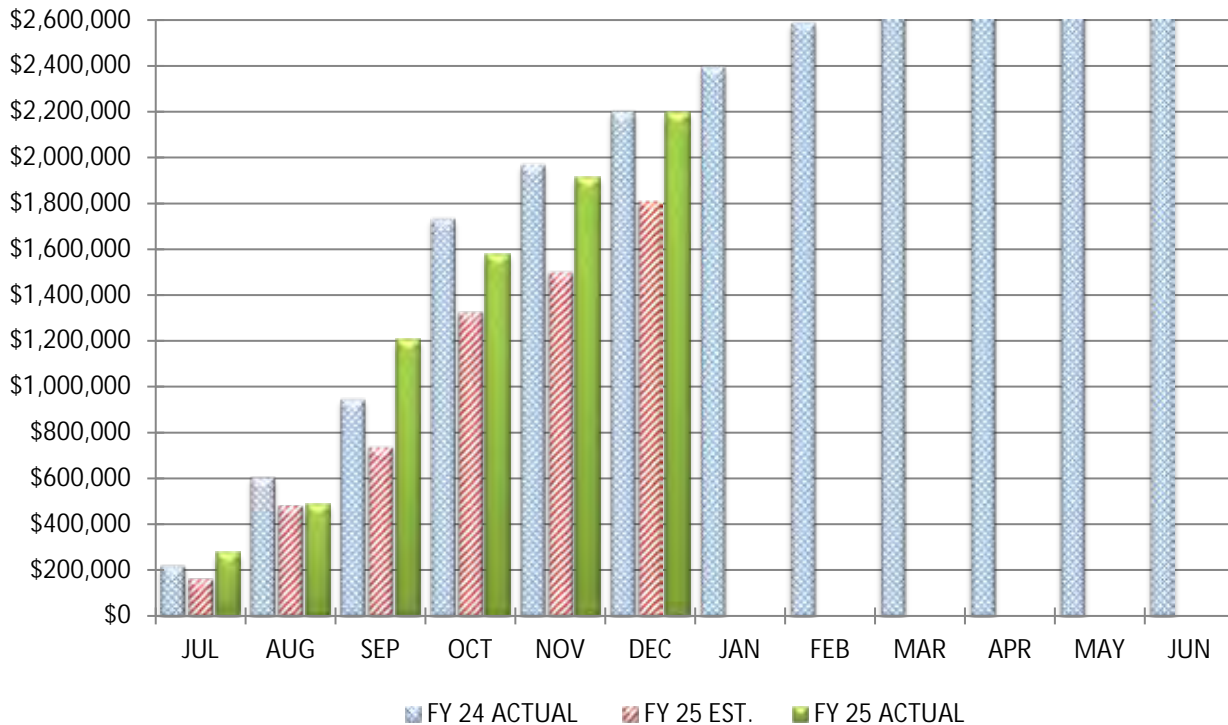
	<u>MONTH</u>	<u>YEAR-TO-DATE</u>
Actual Tax Allocation Receipts	\$0	\$2,157,260
Estimated Tax Allocation Receipts	\$0	\$1,827,927
Variance From Estimate	\$0 OVER	\$329,333
Variance From Estimate	0.00% OVER	18.02%
Actual Prior Year	\$0	\$1,620,481
Total 2024-2025 Estimate		\$4,259,327
Percent Of Total Estimate Received		50.65%
Percent Of Budget Year Completed	6 months	50.00%

COMMENTS: We are on target with our annual estimates.

COMPARISON OF TOTAL MONTHLY OTHER REVENUES & OTHER FINANCING SOURCES



COMPARISON OF TOTAL YEAR-TO-DATE OTHER REVENUES & OTHER FINANCING SOURCES



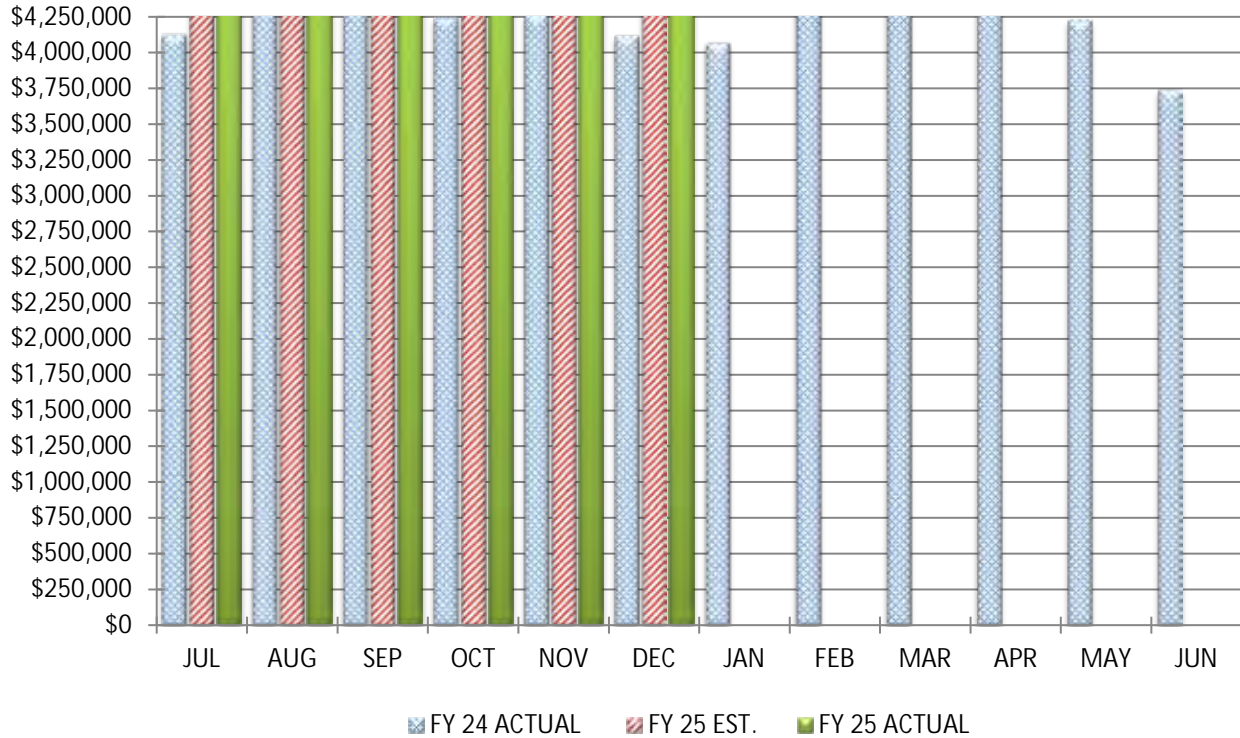
COMPARISON OF OTHER REVENUES & OTHER FINANCING SOURCES

December 31, 2024

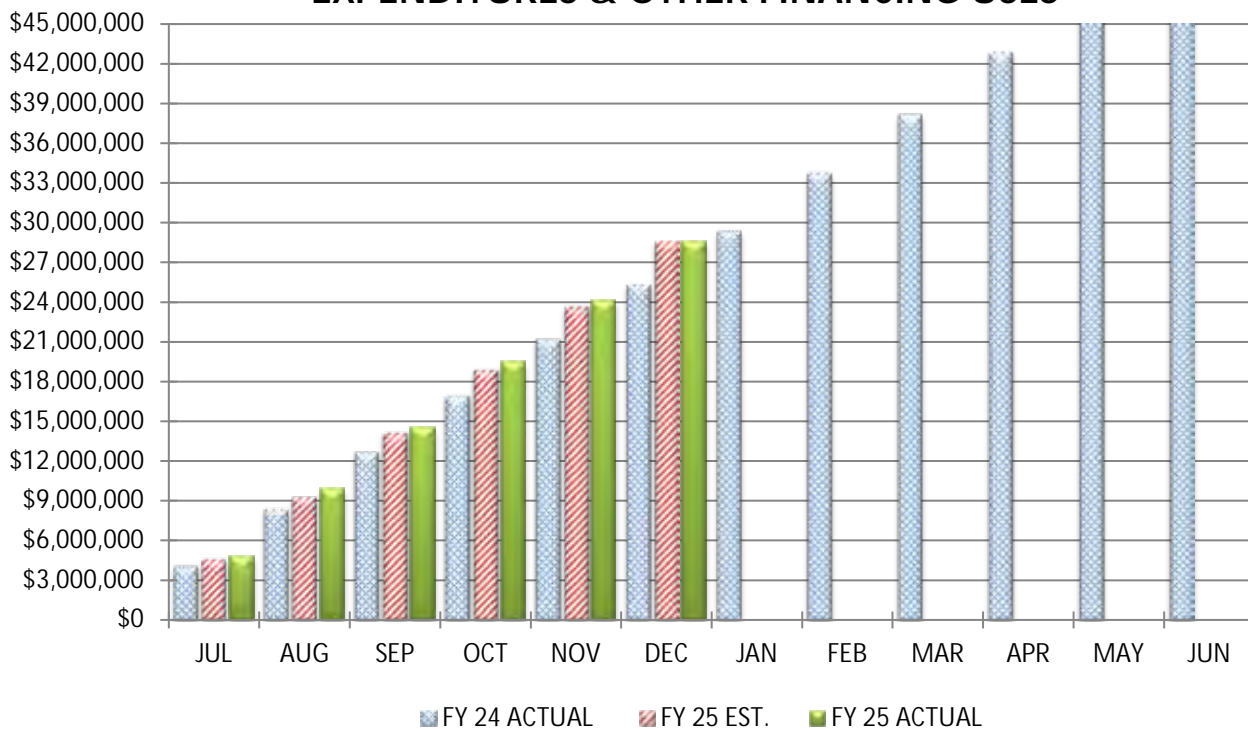
		<u>MONTH</u>		<u>YEAR-TO-DATE</u>
Actual Other Receipts		\$281,925		\$2,197,825
Estimated Other Receipts		\$308,772		\$1,809,063
Variance From Estimate	UNDER	(\$26,846)	OVER	\$388,762
Variance From Estimate	UNDER	-8.69%	OVER	21.49%
Actual Prior Year		\$232,333		\$2,201,516
Total 2024-2025 Estimate				\$3,034,020
Percent Of Total Estimate Received				72.44%
Percent Of Budget Year Completed		6 months		50.00%

COMMENTS: We are on target with our annual estimates.

COMPARISON OF TOTAL MONTHLY EXPENDITURES & OTHER FINANCING USES



COMPARISON OF TOTAL YEAR-TO-DATE EXPENDITURES & OTHER FINANCING USES

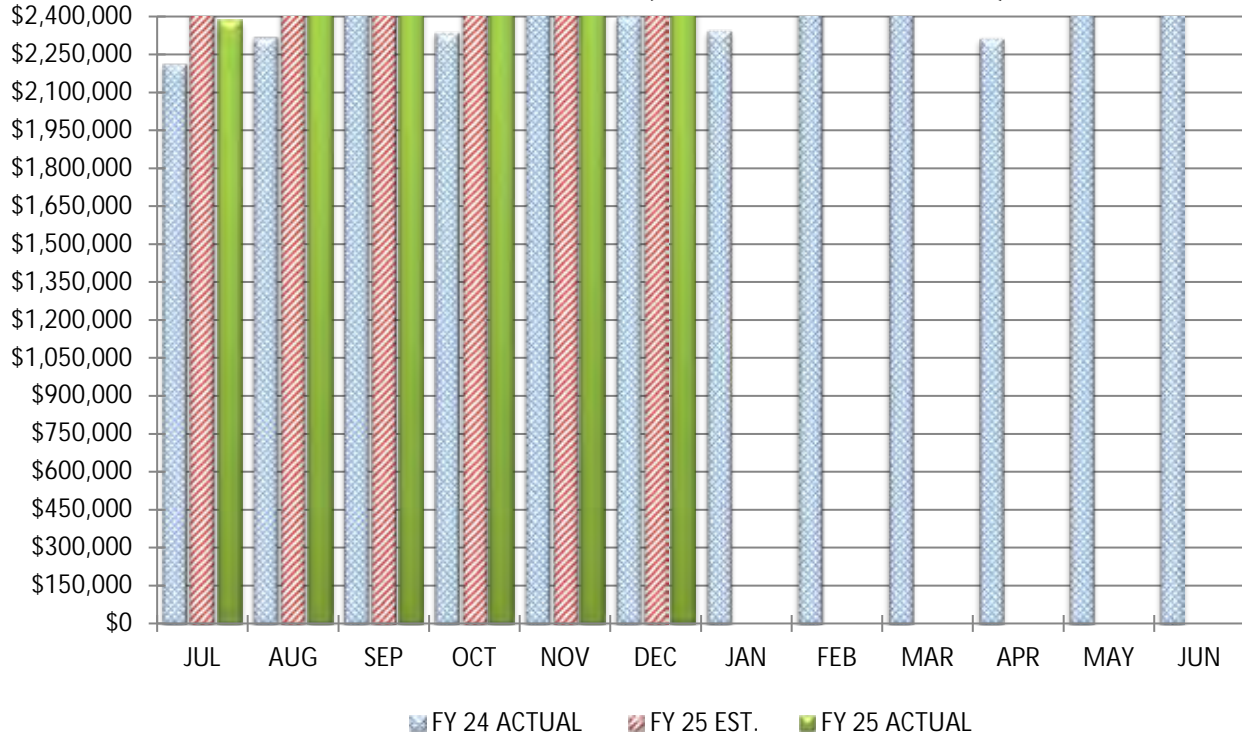


COMPARISON OF TOTAL EXPENDITURES & OTHER FINANCING USES

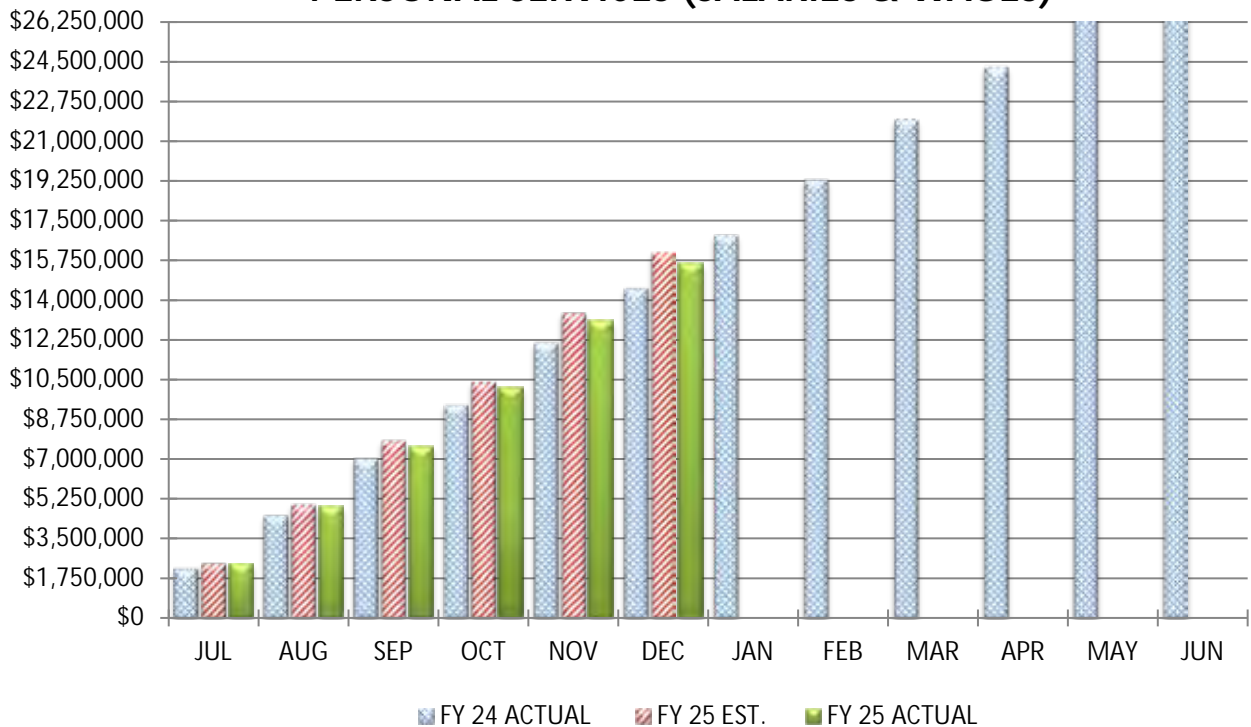
December 31, 2024				
		MONTH		YEAR-TO-DATE
Actual Expenditures		\$4,445,055		\$28,606,173
Estimated Expenditures		\$4,921,661		\$28,622,171
Variance From Estimate	UNDER	(\$476,606)	UNDER	(\$15,999)
Variance From Estimate	UNDER	-9.68%	UNDER	-0.06%
Actual Prior Year		\$4,114,586		\$25,343,838
Total 2024-2025 Estimate				\$57,207,384
Percent Of Total Estimate Spent				50.00%
Percent Of Budget Year Completed		6 months		50.00%

COMMENTS: We are on target with our annual estimates.

COMPARISON OF TOTAL MONTHLY PERSONAL SERVICES (SALARIES & WAGES)



COMPARISON OF TOTAL YEAR-TO-DATE PERSONAL SERVICES (SALARIES & WAGES)

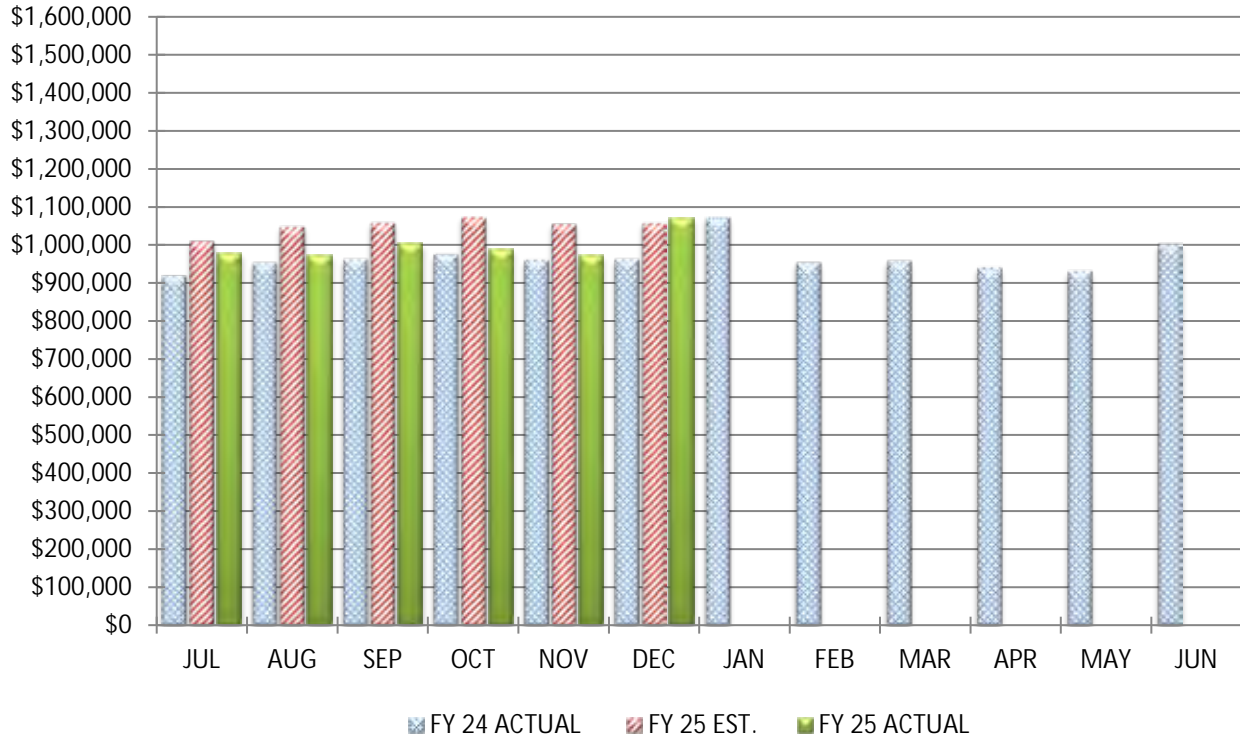


COMPARISON OF PERSONAL SERVICES (SALARIES & WAGES)

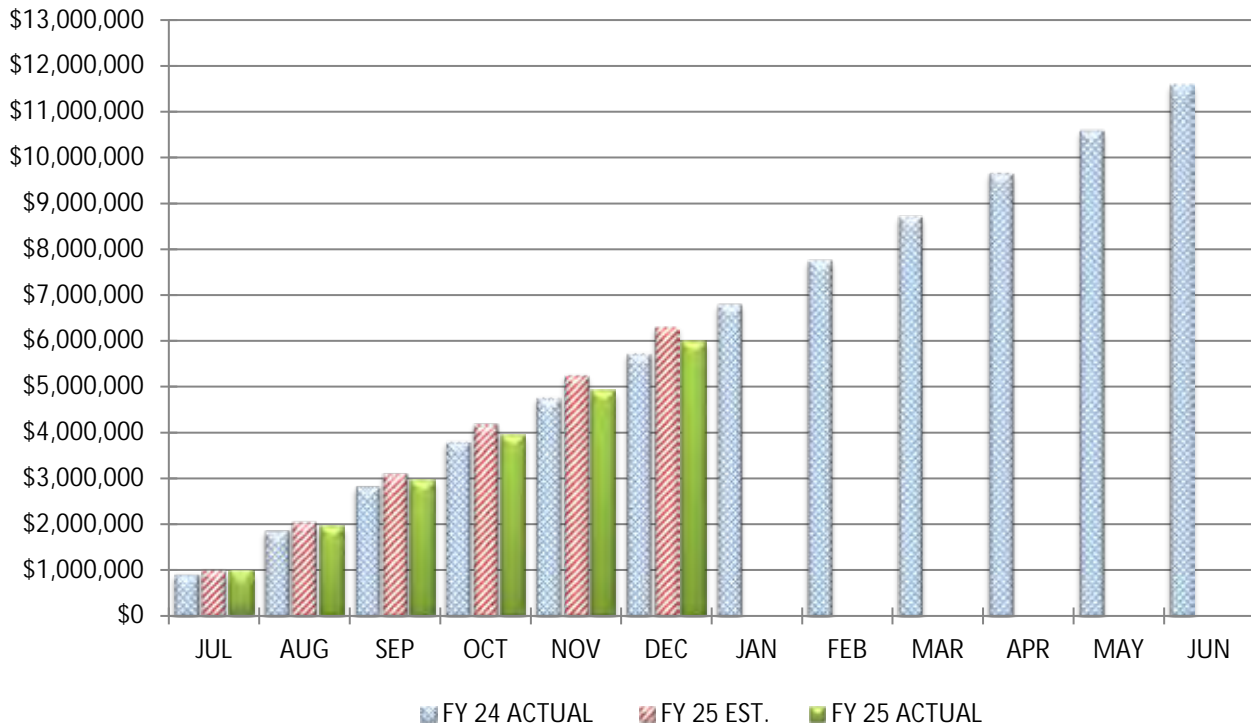
December 31, 2024				
		<u>MONTH</u>		<u>YEAR-TO-DATE</u>
Actual Wage Expenditures		\$2,540,494		\$15,632,835
Estimated Wage Expenditures		\$2,657,719		\$16,088,144
Variance From Estimate	UNDER	(\$117,225)	UNDER	(\$455,309)
Variance From Estimate	UNDER	-4.41%	UNDER	-2.83%
Actual Prior Year		\$2,399,807		\$14,526,911
Total 2024-2025 Estimate				\$32,462,155
Percent Of Total Estimate Spent				48.16%
Percent Of Budget Year Completed		6 months		50.00%

COMMENTS: We are on target with our annual estimates.

COMPARISON OF TOTAL MONTHLY EMPLOYEES' RETIREMENT/INSURANCE BENEFITS



COMPARISON OF TOTAL YEAR-TO-DATE EMPLOYEES' RETIREMENT/INSURANCE BENEFITS

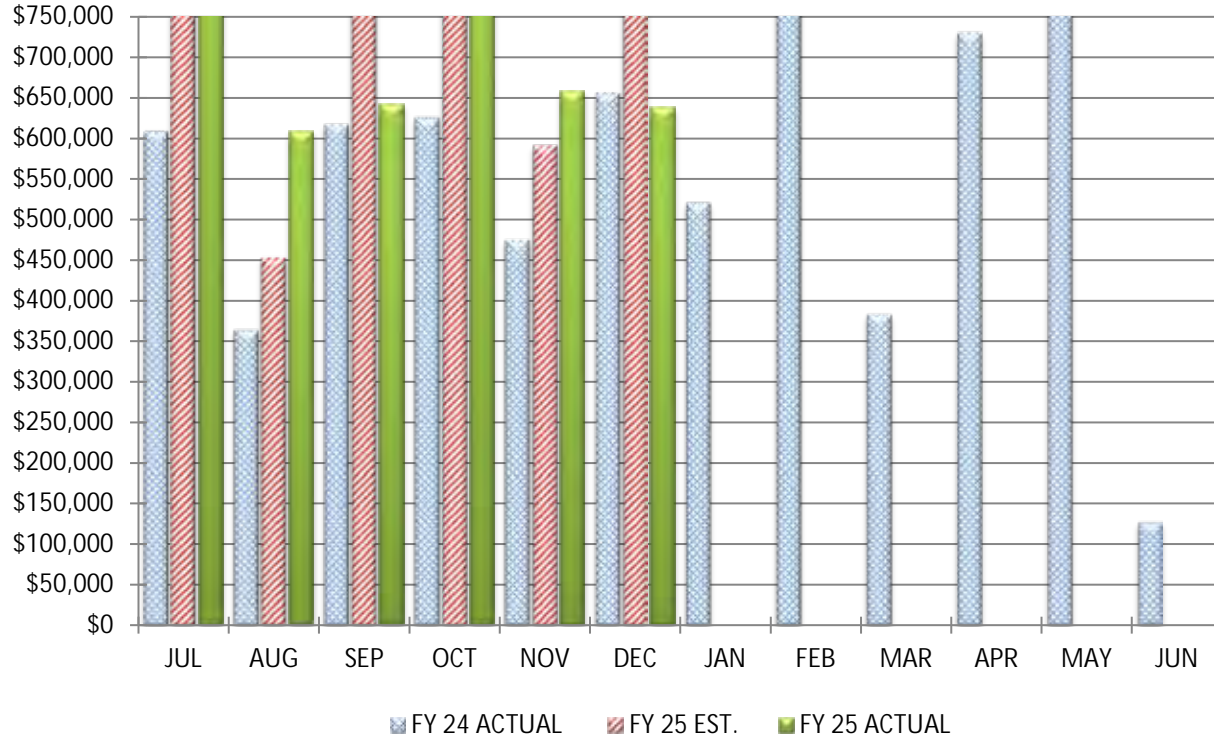


COMPARISON OF EMPLOYEES' RETIREMENT/INSURANCE BENEFITS

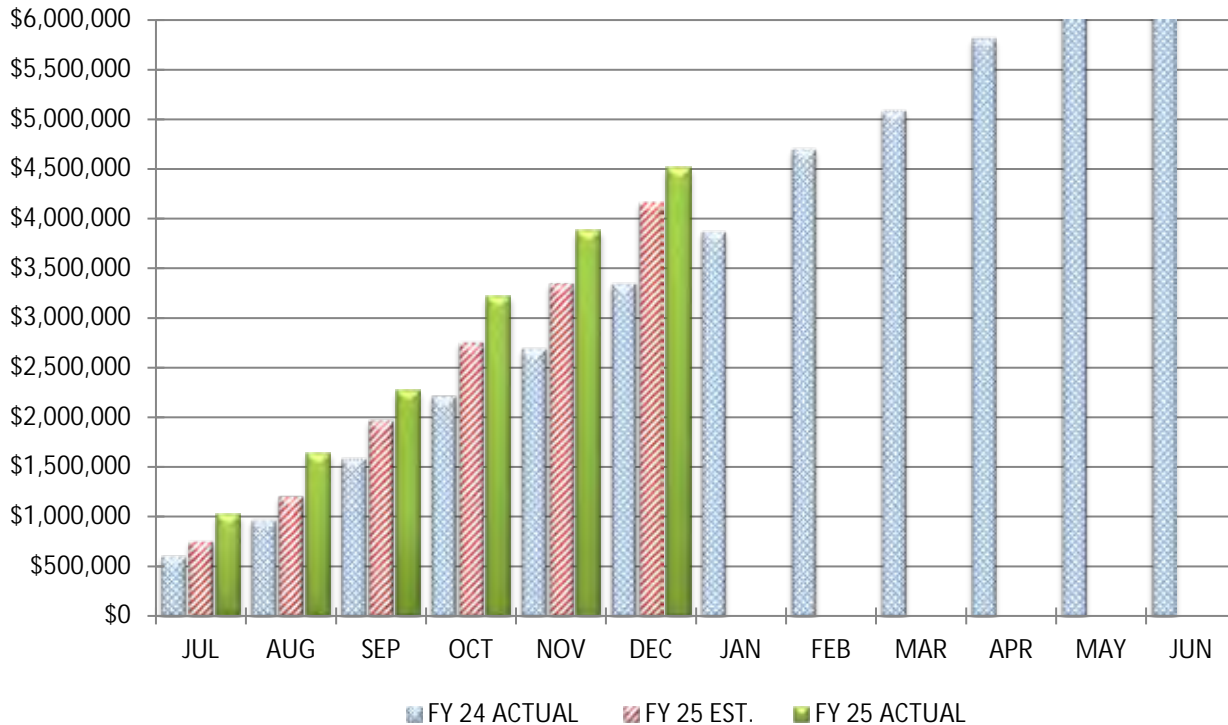
December 31, 2024				
		<u>MONTH</u>		<u>YEAR-TO-DATE</u>
Actual Fringe Benefit Expenditures		\$1,071,820		\$5,991,575
Estimated Fringe Benefit Expenditures		\$1,057,900		\$6,304,700
Variance From Estimate	OVER	\$13,919	UNDER	(\$313,126)
Variance From Estimate	OVER	1.32%	UNDER	-4.97%
Actual Prior Year		\$961,256		\$5,728,735
Total 2024-2025 Estimate				\$12,748,792
Percent Of Total Estimate Spent				47.00%
Percent Of Budget Year Completed		6 months		50.00%

COMMENTS: We are on target with our annual estimates.

COMPARISON OF TOTAL MONTHLY PURCHASED SERVICES



COMPARISON OF TOTAL YEAR-TO-DATE PURCHASED SERVICES



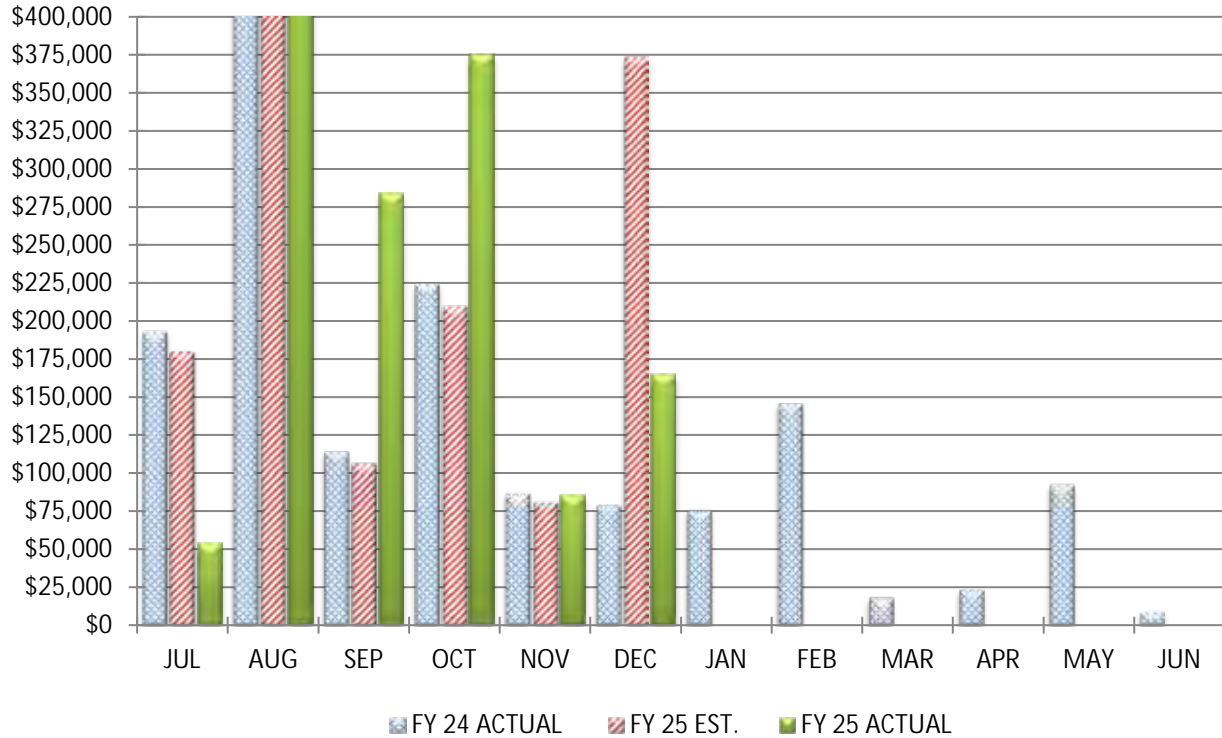
COMPARISON OF PURCHASED SERVICES

December 31, 2024

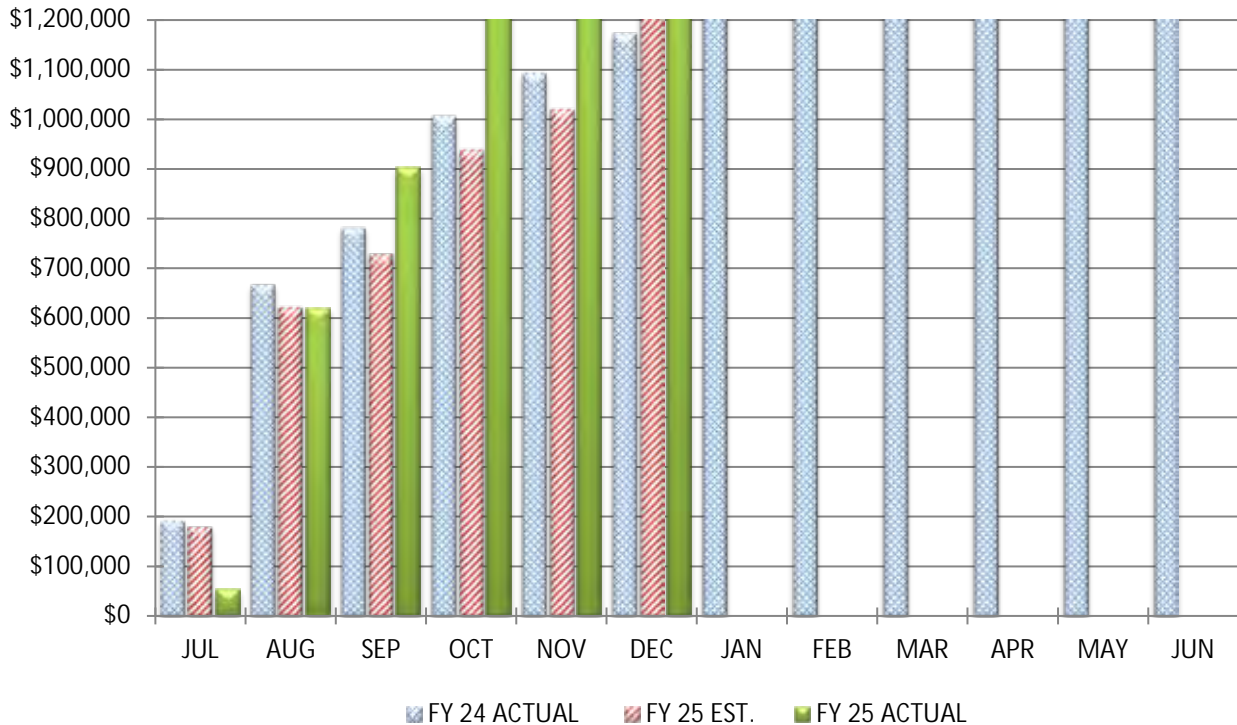
		<u>MONTH</u>		<u>YEAR-TO-DATE</u>
Actual Service Expenditures		\$637,921		\$4,518,048
Estimated Service Expenditures		\$816,541		\$4,166,160
Variance From Estimate	UNDER	(\$178,620)	OVER	\$351,888
Variance From Estimate	UNDER	-21.88%	OVER	8.45%
Actual Prior Year		\$656,152		\$3,347,824
Total 2024-2025 Estimate				\$8,351,717
Percent Of Total Estimate Spent				54.10%
Percent Of Budget Year Completed		6 months		50.00%

COMMENTS: We are on target with our annual estimates. We are noting significant increases compared to last year in this line due to increases in utilities and insurance costs for our additional buildings on top of general inflationary increases from most service providers. We have planned for increases in these areas in our fiscal year 2025 budget, but we will have to watch this cost area throughout the year.

COMPARISON OF TOTAL MONTHLY SUPPLIES AND MATERIALS



COMPARISON OF TOTAL YEAR-TO-DATE SUPPLIES AND MATERIALS

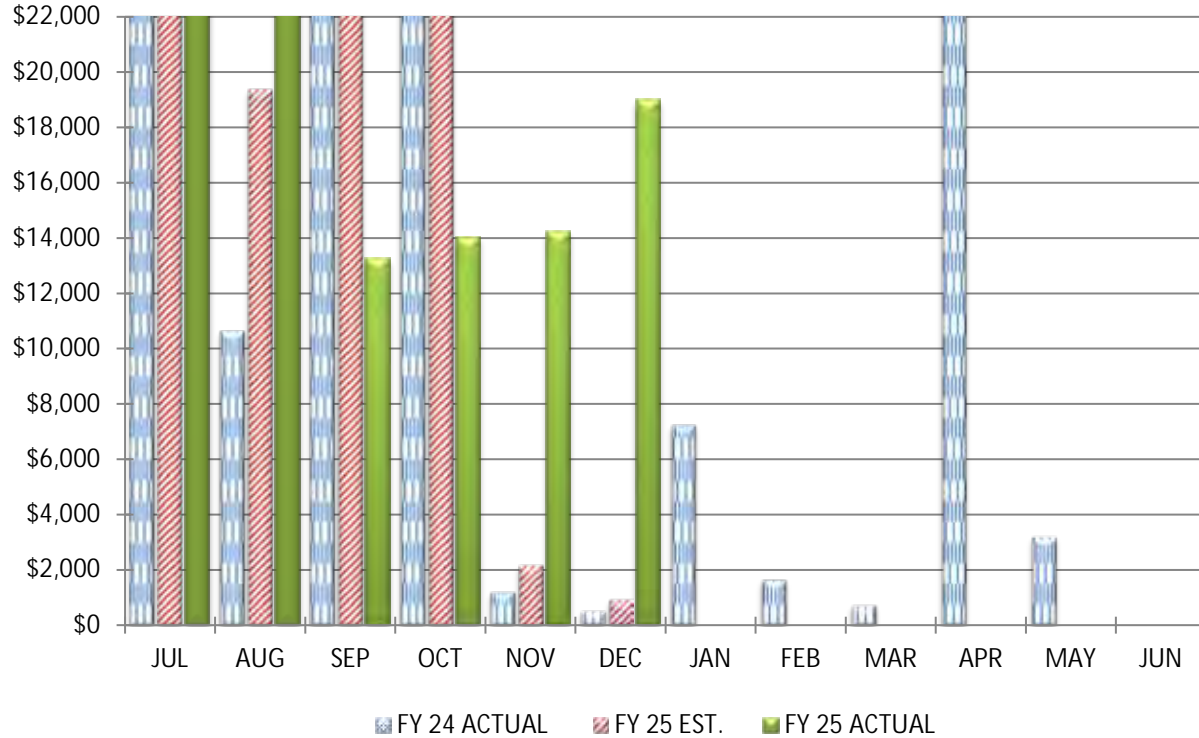


COMPARISON OF SUPPLIES AND MATERIALS

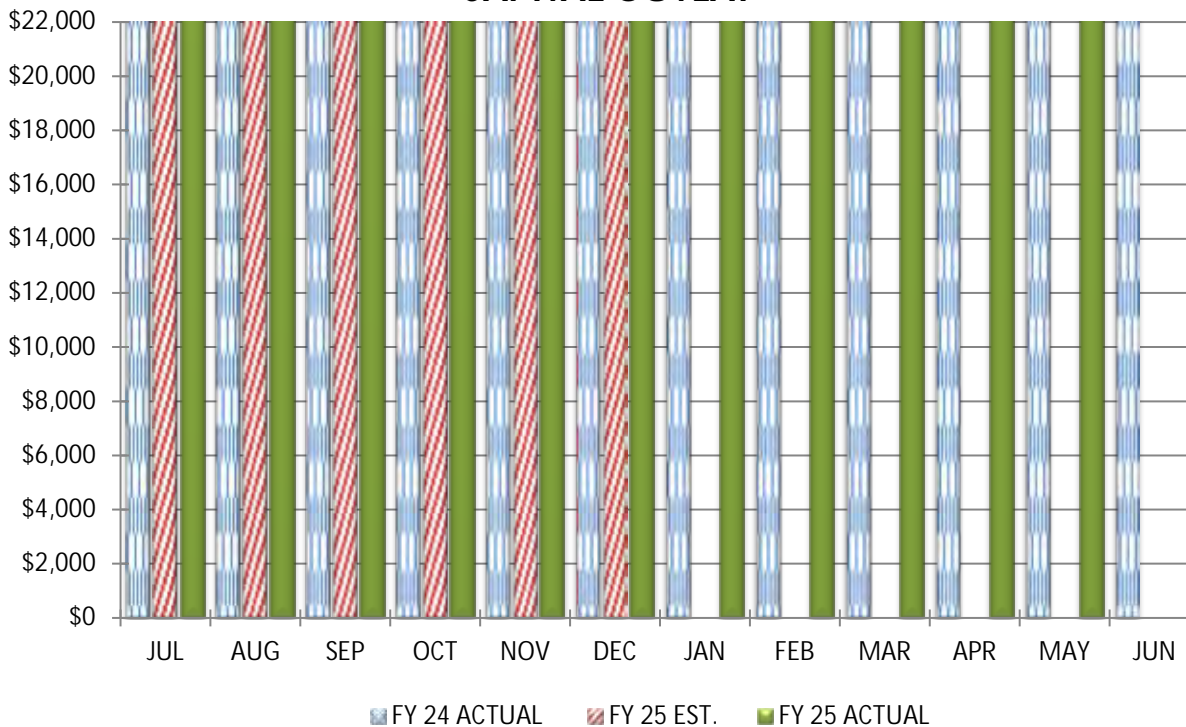
December 31, 2024				
		MONTH		YEAR-TO-DATE
Actual Material Expenditures		\$164,878		\$1,529,922
Estimated Material Expenditures		\$373,830		\$1,394,185
Variance From Estimate	UNDER	(\$208,952)	OVER	\$135,737
Variance From Estimate	UNDER	-55.90%	OVER	9.74%
Actual Prior Year		\$79,137		\$1,172,833
Total 2024-2025 Estimate				\$1,434,967
Percent Of Total Estimate Spent				106.62%
Percent Of Budget Year Completed		6 months		50.00%

COMMENTS: We are on target with our annual estimates. We are noting significant increases compared to last year in this line specifically due to bus fuel and our software subscriptions on top of general inflationary increases for many supply and material items. We have planned for increases in these areas in our fiscal year 2025 budget, but we will have to watch this cost area throughout the year.

COMPARISON OF TOTAL MONTHLY CAPITAL OUTLAY



COMPARISON OF TOTAL YEAR-TO-DATE CAPITAL OUTLAY



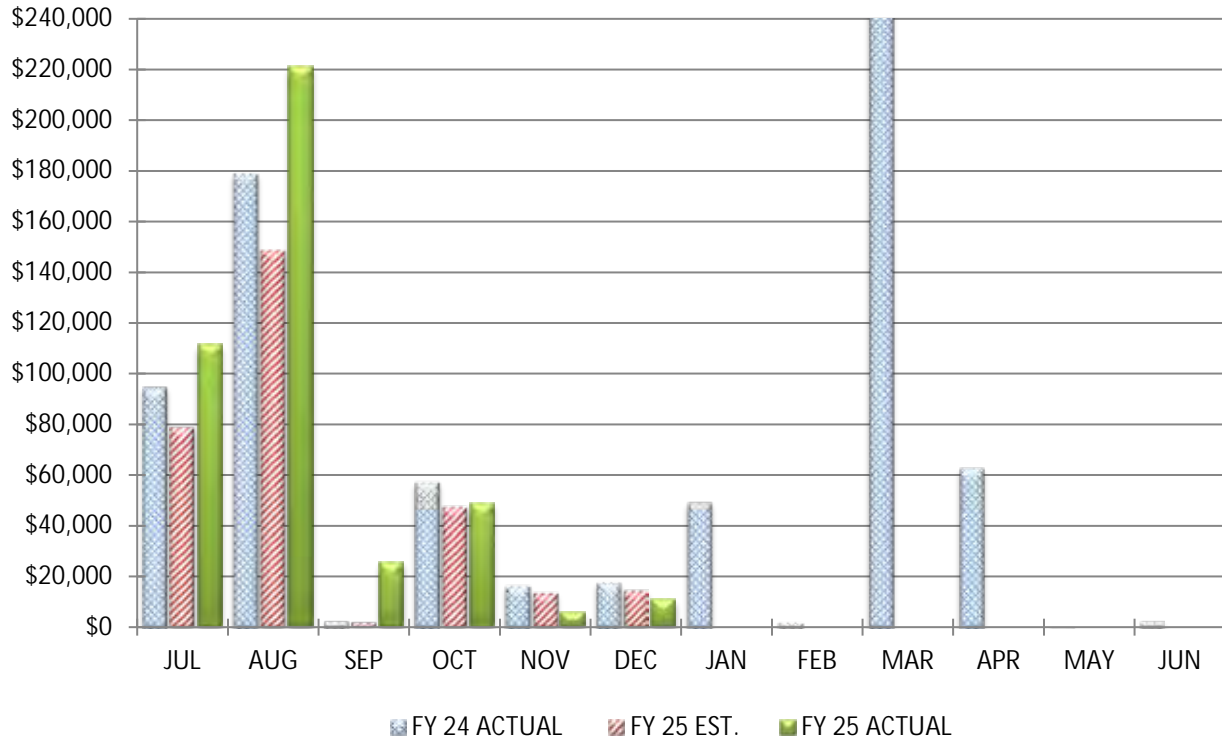
COMPARISON OF CAPITAL OUTLAY

December 31, 2024

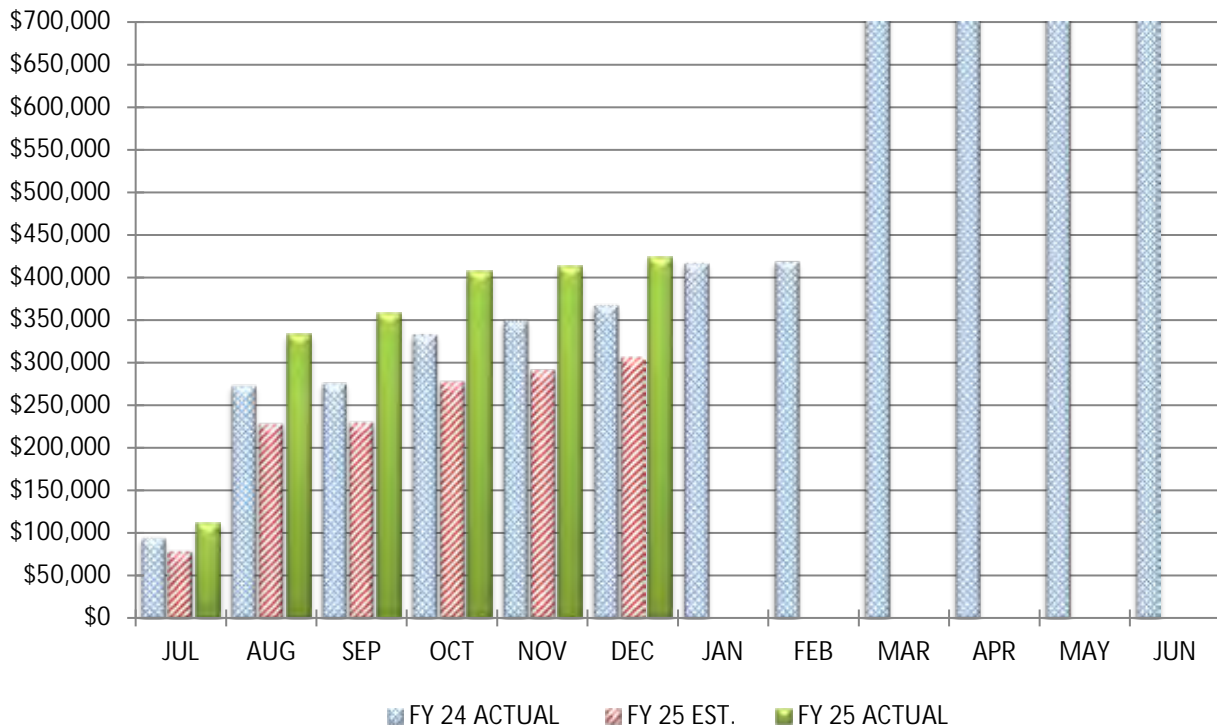
		<u>MONTH</u>		<u>YEAR-TO-DATE</u>
Actual Equipment Expenditures		\$19,020		\$510,030
Estimated Equipment Expenditures		\$930		\$363,200
Variance From Estimate	OVER	\$18,089	OVER	\$146,830
Variance From Estimate	OVER	1944.62%	OVER	40.43%
Actual Prior Year		\$512		\$199,890
Total 2024-2025 Estimate				\$1,495,000
Percent Of Total Estimate Spent				34.12%
Percent Of Budget Year Completed		6 months		50.00%

COMMENTS: We are on target with our annual estimates.

COMPARISON OF TOTAL MONTHLY OTHER EXPENDITURE OBJECTS & OTHER FINANCING USES



COMPARISON OF TOTAL YEAR-TO-DATE OTHER EXPENDITURE OBJECTS & OTHER FINANCING USES



COMPARISON OF OTHER EXPENDITURE OBJECTS & OTHER FINANCING USES

December 31, 2024				
		MONTH		YEAR-TO-DATE
Actual Other Expenditures		\$10,923		\$423,762
Estimated Other Expenditures		\$14,740		\$305,781
Variance From Estimate	UNDER	(\$3,817)	OVER	\$117,980
Variance From Estimate	UNDER	-25.89%	OVER	38.58%
Actual Prior Year		\$17,722		\$367,645
Total 2024-2025 Estimate				\$714,753
Percent Of Total Estimate Spent				59.29%
Percent Of Budget Year Completed			6 months	50.00%

COMMENTS: We are on target with our annual estimates.



BIG WALNUT | INSPIRE
LOCAL SCHOOLS & GUIDE

RECEIPTS, EXPENDITURES, AND FUND BALANCES REPORT
AND
MONTHLY SUMMARY CHECK REGISTER

Big Walnut Local Schools

Fund Report - December 31, 2024

Code	Fund Description	FY Beginning Balance	MTD Actual Receipts	FYTD Actual Receipts	MTD Expended	FYTD Expended	Current Balance	FY Encumbrances	FYTD Unencumbered
001	GENERAL	\$ 34,233,502.61	\$ 1,315,743.89	\$ 32,848,692.49	\$ 4,445,055.01	\$ 28,606,172.52	\$ 38,476,022.58	\$ 2,874,081.94	\$ 35,601,940.64
002	BOND RETIREMENT	6,726,650.19	59,670.59	4,365,739.77	0.00	6,626,297.30	4,466,092.66	2,365,635.13	2,100,457.53
003	PERMANENT IMPROVEMENT	2,047,366.81	8,561.11	697,549.03	103,979.05	1,017,120.42	1,727,795.42	985,191.64	742,603.78
004	BUILDING	763,265.92	1,811.97	16,317.58	22,733.00	426,187.61	353,395.89	68,205.08	285,190.81
006	FOOD SERVICE	1,131,331.19	202,112.99	926,030.93	181,943.80	937,054.13	1,120,307.99	240,014.01	880,293.98
012	ADULT EDUCATION	4,019.80	0.00	0.00	0.00	0.00	4,019.80	0.00	4,019.80
014	ROTARY-INTERNAL SERVICES	26,924.42	1,903.00	17,267.50	4,242.62	23,160.62	21,031.30	18,067.38	2,963.92
018	PUBLIC SCHOOL SUPPORT	148,672.41	20,372.50	63,424.71	7,872.75	41,248.17	170,848.95	17,770.63	153,078.32
019	OTHER GRANT	7,566.96	775.00	1,025.00	159.93	(4,840.07)	13,432.03	3,809.06	9,622.97
022	DISTRICT CUSTODIAL	384,716.36	423.75	198,707.65	11,506.51	44,445.05	538,978.96	21,968.97	517,009.99
028	SPECIAL EDUCATION FUND	892.58	0.00	0.00	0.00	0.00	892.58	0.00	892.58
070	CAPITAL PROJECTS	61,004.26	0.00	0.00	0.00	3,227.00	57,777.26	0.00	57,777.26
200	STUDENT MANAGED ACTIVITY	173,857.77	6,814.67	46,780.24	29,683.80	55,497.08	165,140.93	61,653.90	103,487.03
300	DISTRICT MANAGED ACTIVITY	155,255.50	34,261.92	302,606.22	45,582.90	284,754.41	173,107.31	85,310.30	87,797.01
401	AUXILIARY SERVICES	66,815.23	936.45	269,549.72	24,376.98	132,151.87	204,213.08	90,026.74	114,186.34
439	PUBLIC SCHOOL PRESCHOOL	(1,714.01)	0.00	187,645.84	0.00	185,931.83	0.00	0.00	0.00
451	DATA COMMUNICATION FUND	0.00	0.00	7,000.00	0.00	0.00	7,000.00	0.00	7,000.00
499	MISCELLANEOUS STATE GRANT FUND	50,890.74	0.00	8,050.00	1,750.00	8,050.00	50,890.74	0.00	50,890.74
507	ELEMENTARY AND SECONDARY SCHOOL EMERGENCY RELIEF FUND	(90,619.18)	0.00	190,294.68	0.00	99,675.50	0.00	0.00	0.00
516	IDEA PART B GRANTS	(26,985.16)	73,604.89	466,928.03	138,787.47	578,730.34	(138,787.47)	165,697.37	(304,484.84)
551	LIMITED ENGLISH PROFICIENCY	0.00	102.86	3,743.94	538.70	4,282.64	(538.70)	2,468.81	(3,007.51)
572	TITLE I DISADVANTAGED CHILDREN	(13,349.09)	18,509.16	105,894.89	18,509.16	111,054.96	(18,509.16)	0.00	(18,509.16)
584	TITLE IV-A	(702.26)	4,565.42	6,672.14	0.00	5,969.88	0.00	0.00	0.00
587	IDEA PRESCHOOL-HANDICAPPED	(3,053.08)	3,027.54	12,135.70	3,027.54	12,110.16	(3,027.54)	0.00	(3,027.54)
590	IMPROVING TEACHER QUALITY	(61,766.90)	2,097.10	97,607.73	2,159.35	38,000.18	(2,159.35)	14,715.13	(16,874.48)
Grand Total		\$ 45,784,543.07	\$ 1,755,294.81	\$ 40,839,663.79	\$ 5,041,908.57	\$ 39,236,281.60	\$ 47,387,925.26	\$ 7,014,616.09	\$ 40,373,309.17

Big Walnut Local Schools

Disbursement Report-All-20241231

Check #	Check Type	Vendor #	Primary Name	Date	Amount	Reconcile Date	Status	Void Date	Type
	0 Electronic	900001	PNC Bank - Visa	12/2/2024	\$ 16,446.29		VOID	12/2/2024	ACCOUNTS_PAYABLE
	0 Electronic			12/13/2024	1,322,000.13		OUTSTANDING		PAYROLL
	0 Electronic			12/13/2024	1,088.13		OUTSTANDING		PAYROLL
	0 Electronic			12/30/2024	1,339,878.43		OUTSTANDING		PAYROLL
	0 Electronic			12/30/2024	409.60		OUTSTANDING		PAYROLL
	0 Electronic	910000	STATE TEACHERS	12/23/2024	136,409.51		OUTSTANDING		ACCOUNTS_PAYABLE
	0 Electronic	900500	Payroll Account	12/23/2024	37,156.24		OUTSTANDING		ACCOUNTS_PAYABLE
	0 Electronic	920000	SCHOOL EMPLOYEES	12/23/2024	48,575.67		OUTSTANDING		ACCOUNTS_PAYABLE
	0 Electronic	900001	PNC Bank - Visa	12/30/2024	10,247.40		OUTSTANDING		ACCOUNTS_PAYABLE
	0 Electronic	900500	Payroll Account	12/30/2024	37,648.14		OUTSTANDING		ACCOUNTS_PAYABLE
	0 Electronic	900025	Dearborn Life Insurance Co	12/30/2024	1,828.53		OUTSTANDING		ACCOUNTS_PAYABLE
	0 Electronic	910000	STATE TEACHERS	12/30/2024	144,654.49		OUTSTANDING		ACCOUNTS_PAYABLE
	0 Electronic	991739	Anthem Blue Cross Blue Sheild	12/30/2024	614,012.02		OUTSTANDING		ACCOUNTS_PAYABLE
	0 Electronic	900800	Delta Dental Plan of Ohio, Inc	12/30/2024	13,884.32		OUTSTANDING		ACCOUNTS_PAYABLE
	0 Electronic	920000	SCHOOL EMPLOYEES	12/30/2024	64,082.33		OUTSTANDING		ACCOUNTS_PAYABLE
133934	Check	1115	Del-Co Water Co.	12/12/2024	6,671.30		OUTSTANDING		ACCOUNTS_PAYABLE
133935	Check	1536	Transportation Accessories Co	12/12/2024	273.03		OUTSTANDING		ACCOUNTS_PAYABLE
133936	Check	1576	Pickaway County ESC	12/12/2024	385.00		OUTSTANDING		ACCOUNTS_PAYABLE
133937	Check	2504	American Electric	12/12/2024	4,142.60		OUTSTANDING		ACCOUNTS_PAYABLE
133938	Check	3058	Stanton's Sheet Music, Inc.	12/12/2024	4.77		OUTSTANDING		ACCOUNTS_PAYABLE
133939	Check	3102	CAROLINA BIOLOGICAL SUPPLY	12/12/2024	159.05		OUTSTANDING		ACCOUNTS_PAYABLE
133940	Check	3137	Tristar Transportation Co	12/12/2024	4,835.67		OUTSTANDING		ACCOUNTS_PAYABLE
133941	Check	5668	XEROX CORPORATION	12/12/2024	5,407.82		OUTSTANDING		ACCOUNTS_PAYABLE
133942	Check	5725	BRICKER Graydon LLP	12/12/2024	21,822.00		OUTSTANDING		ACCOUNTS_PAYABLE
133943	Check	6099	South-Western City School Dist	12/12/2024	200.00		OUTSTANDING		ACCOUNTS_PAYABLE
133944	Check	6335	Verizon Wireless	12/12/2024	1,718.77		OUTSTANDING		ACCOUNTS_PAYABLE

Big Walnut Local Schools

Disbursement Report-All-20241231

Check #	Check Type	Vendor #	Primary Name	Date	Amount	Reconcile Date	Status	Void Date	Type
133945	Check	6372	Cintas Corp. Location #003	12/12/2024	\$ 167.90		OUTSTANDING		ACCOUNTS_PAYA BLE
133946	Check	6471	Cardinal Bus Sales &	12/12/2024	7,006.21		OUTSTANDING		ACCOUNTS_PAYA BLE
133947	Check	7268	PJ's Family Restaurant	12/12/2024	1,375.00		VOID	12/23/2024	ACCOUNTS_PAYA BLE
133948	Check	7586	Positive Promotions, Inc.	12/12/2024	1,515.78		OUTSTANDING		ACCOUNTS_PAYA BLE
133949	Check	8551	Professional Binding Products	12/12/2024	563.16		OUTSTANDING		ACCOUNTS_PAYA BLE
133950	Check	70312	Ohio FFA Association, Inc.	12/12/2024	2,533.00		OUTSTANDING		ACCOUNTS_PAYA BLE
133951	Check	711113	Read, Amy	12/12/2024	31.36		OUTSTANDING		ACCOUNTS_PAYA BLE
133952	Check	711170	Heavy Duty Service	12/12/2024	250.00		OUTSTANDING		ACCOUNTS_PAYA BLE
133953	Check	721012	Western Psychological Service	12/12/2024	307.99		OUTSTANDING		ACCOUNTS_PAYA BLE
133954	Check	789604	Central Ohio Youth Center	12/12/2024	115.00		OUTSTANDING		ACCOUNTS_PAYA BLE
133955	Check	789765	Kimball Midwest	12/12/2024	520.36		OUTSTANDING		ACCOUNTS_PAYA BLE
133956	Check	790256	Pepple & Waggoner, Ltd	12/12/2024	9,916.00		OUTSTANDING		ACCOUNTS_PAYA BLE
133957	Check	790326	Friends Office	12/12/2024	679.80		OUTSTANDING		ACCOUNTS_PAYA BLE
133958	Check	790734	Easton Telecom Services, LLC	12/12/2024	615.64		OUTSTANDING		ACCOUNTS_PAYA BLE
133959	Check	790857	WorkHealth	12/12/2024	142.00		OUTSTANDING		ACCOUNTS_PAYA BLE
133960	Check	791051	Auditor of State	12/12/2024	1,355.00		OUTSTANDING		ACCOUNTS_PAYA BLE
133961	Check	792223	Neola, Inc.	12/12/2024	1,515.00		OUTSTANDING		ACCOUNTS_PAYA BLE
133962	Check	792310	College Board	12/12/2024	1,920.62		OUTSTANDING		ACCOUNTS_PAYA BLE
133963	Check	792556	Consolidated Electric Coop Inc	12/12/2024	53,405.00		OUTSTANDING		ACCOUNTS_PAYA BLE
133964	Check	792734	Delaware Area Career Center	12/12/2024	1,131.60		OUTSTANDING		ACCOUNTS_PAYA BLE
133965	Check	793094	Johnson-Stuber, Christie	12/12/2024	19.91		OUTSTANDING		ACCOUNTS_PAYA BLE
133966	Check	793396	Crisis Prevention Institute,	12/12/2024	794.75		OUTSTANDING		ACCOUNTS_PAYA BLE
133967	Check	794374	Boehm, Dawn	12/12/2024	10.50		OUTSTANDING		ACCOUNTS_PAYA BLE
133968	Check	794477	OADEP	12/12/2024	125.00		OUTSTANDING		ACCOUNTS_PAYA BLE
133969	Check	794517	Explain My	12/12/2024	4,250.00		OUTSTANDING		ACCOUNTS_PAYA

Big Walnut Local Schools

Disbursement Report-All-20241231

Check #	Check Type	Vendor #	Primary Name	Date	Amount	Reconcile Date	Status	Void Date	Type
133970	Check	794588	Benefits, LLC Lakes Golf & Country Club Inc.	12/12/2024	\$ 4,562.50		OUTSTANDING		BLE ACCOUNTS_PAYA
133971	Check	794792	Game One	12/12/2024	2,476.00		OUTSTANDING		BLE ACCOUNTS_PAYA
133972	Check	794801	Keller, Angela	12/12/2024	262.27		OUTSTANDING		BLE ACCOUNTS_PAYA
133973	Check	794981	Math-U-See Inc	12/12/2024	257.00		OUTSTANDING		BLE ACCOUNTS_PAYA
133974	Check	795185	Tennis Warehouse	12/12/2024	1,116.70		OUTSTANDING		BLE ACCOUNTS_PAYA
133975	Check	795326	Vasu Communications, Inc.	12/12/2024	1,417.80		OUTSTANDING		BLE ACCOUNTS_PAYA
133976	Check	795548	Reach Educational Services	12/12/2024	30,240.00		OUTSTANDING		BLE ACCOUNTS_PAYA
133977	Check	795553	Background Investigation Bureau	12/12/2024	406.80		OUTSTANDING		BLE ACCOUNTS_PAYA
133978	Check	795662	Olentangy Orange Ath Boosters	12/12/2024	350.00		OUTSTANDING		BLE ACCOUNTS_PAYA
133979	Check	795667	Flourish Integrated Therapy, LLC	12/12/2024	1,235.00		OUTSTANDING		BLE ACCOUNTS_PAYA
133980	Check	795903	McVay Ventures Inc. dba: Wm Caxton Printing Co.	12/12/2024	1,129.00		OUTSTANDING		BLE ACCOUNTS_PAYA
133981	Check	991327	Precision Fields, LLC	12/12/2024	2,435.00		OUTSTANDING		BLE ACCOUNTS_PAYA
133982	Check	991476	ACT, Inc.	12/12/2024	2,322.00		OUTSTANDING		BLE ACCOUNTS_PAYA
133983	Check	991769	National Automotive Parts Association	12/12/2024	438.79		OUTSTANDING		BLE ACCOUNTS_PAYA
133984	Check	991800	EI US, LLC.; dba LearnWell	12/12/2024	271.32		OUTSTANDING		BLE ACCOUNTS_PAYA
133985	Check	991849	United States Awards, Inc.	12/12/2024	171.66		OUTSTANDING		BLE ACCOUNTS_PAYA
133986	Check	991856	Amergis Healthcare Staffing, Inc.	12/12/2024	5,401.20		OUTSTANDING		BLE ACCOUNTS_PAYA
133987	Check	991867	ODP Business Solutions, LLC	12/12/2024	363.90		OUTSTANDING		BLE ACCOUNTS_PAYA
133988	Check	991871	Flahive, Kindra Marie	12/12/2024	73.63		OUTSTANDING		BLE ACCOUNTS_PAYA
133989	Check	991872	Williams, Anthony B. DBA: Michaels Angels Transportation Services, LLC	12/12/2024	5,149.98		OUTSTANDING		BLE ACCOUNTS_PAYA

Big Walnut Local Schools

Disbursement Report-All-20241231

Check #	Check Type	Vendor #	Primary Name	Date	Amount	Reconcile Date	Status	Void Date	Type
133990	Check	991904	Brechbuhler Scales, Inc.	12/12/2024	\$ 231.85		OUTSTANDING		ACCOUNTS_PAYABLE
133991	Check	991928	Quench USA, Inc.	12/12/2024	109.44		OUTSTANDING		ACCOUNTS_PAYABLE
133992	Check	991951	Coaches' Tool Chest	12/12/2024	1,320.00		OUTSTANDING		ACCOUNTS_PAYABLE
133993	Check	992163	Great Minds PBC	12/12/2024	6,759.38		OUTSTANDING		ACCOUNTS_PAYABLE
133994	Check	992166	Hall, Rebecca	12/12/2024	315.00		OUTSTANDING		ACCOUNTS_PAYABLE
133995	Check	992176	Cleghorn, Sarah	12/12/2024	13.50		OUTSTANDING		ACCOUNTS_PAYABLE
133996	Check	992238	Feeman, Alan L.	12/12/2024	169.94		OUTSTANDING		ACCOUNTS_PAYABLE
133997	Check	992272	Delaware County Diesel Repair LLC	12/12/2024	745.00		OUTSTANDING		ACCOUNTS_PAYABLE
133998	Check	992392	Amazon Capital Services, Inc.	12/12/2024	7,340.96		OUTSTANDING		ACCOUNTS_PAYABLE
133999	Check	992397	Katelyn Mueller	12/12/2024	43.22		OUTSTANDING		ACCOUNTS_PAYABLE
134000	Check	992422	Stackpole, Chesney Renae	12/12/2024	43.28		OUTSTANDING		ACCOUNTS_PAYABLE
134001	Check	992436	Zaner-Bloser, Inc.	12/12/2024	1,600.50		OUTSTANDING		ACCOUNTS_PAYABLE
134002	Check	791528	NAFME - National Association	12/12/2024	175.00		OUTSTANDING		ACCOUNTS_PAYABLE
134003	Check	795685	US Bank National Association	12/17/2024	3,297.79		OUTSTANDING		REFUND
134004	Check	992394	Rauck-Steele, Eva	12/17/2024	632.85		OUTSTANDING		REFUND
134005	Check	991979	Seiler, Clifford C., DBA: Specialty Rebuilders	12/17/2024	710.00		OUTSTANDING		ACCOUNTS_PAYABLE
134006	Check	822	Watkins Memorial High School	12/19/2024	275.00		OUTSTANDING		ACCOUNTS_PAYABLE
134007	Check	1536	Transportation Accessories Co	12/19/2024	95.96		OUTSTANDING		ACCOUNTS_PAYABLE
134008	Check	2502	City of Sunbury	12/19/2024	8,316.65		OUTSTANDING		ACCOUNTS_PAYABLE
134009	Check	3058	Stanton's Sheet Music, Inc.	12/19/2024	202.37		OUTSTANDING		ACCOUNTS_PAYABLE
134010	Check	5237	ESC of Central Ohio	12/19/2024	56,567.18		OUTSTANDING		ACCOUNTS_PAYABLE
134011	Check	6099	South-Western City School Dist	12/19/2024	210.00		OUTSTANDING		ACCOUNTS_PAYABLE
134012	Check	7116	DUBLIN CITY SCHOOLS	12/19/2024	375.00		OUTSTANDING		ACCOUNTS_PAYABLE
134013	Check	7256	OATCCC	12/19/2024	90.00		OUTSTANDING		ACCOUNTS_PAYABLE
134014	Check	70262	CDW LLC	12/19/2024	6,783.90		VOID	12/19/2024	ACCOUNTS_PAYABLE

Big Walnut Local Schools

Disbursement Report-All-20241231

Check #	Check Type	Vendor #	Primary Name	Date	Amount	Reconcile Date	Status	Void Date	Type
134015	Check	70836	New Albany High School	12/19/2024	\$ 300.00		OUTSTANDING		ACCOUNTS_PAYABLE
134016	Check	711170	Heavy Duty Service	12/19/2024	924.30		OUTSTANDING		ACCOUNTS_PAYABLE
134017	Check	721532	Wilson, Robert	12/19/2024	270.00		OUTSTANDING		ACCOUNTS_PAYABLE
134018	Check	723780	Direct Energy Marketing Inc., DBA: NRG Business Marketing LLC	12/19/2024	6,955.68		OUTSTANDING		ACCOUNTS_PAYABLE
134019	Check	725155	School Pride Ltd.	12/19/2024	450.00		OUTSTANDING		ACCOUNTS_PAYABLE
134020	Check	789714	Alexander, Stephen P.	12/19/2024	270.00		OUTSTANDING		ACCOUNTS_PAYABLE
134021	Check	790326	Friends Office	12/19/2024	73.50		OUTSTANDING		ACCOUNTS_PAYABLE
134022	Check	790857	WorkHealth	12/19/2024	406.00		OUTSTANDING		ACCOUNTS_PAYABLE
134023	Check	790888	Matt Ryan Mobile DJ	12/19/2024	525.00		OUTSTANDING		ACCOUNTS_PAYABLE
134024	Check	791495	Professional Speech Services	12/19/2024	53,676.00		OUTSTANDING		ACCOUNTS_PAYABLE
134025	Check	792244	Castiglione, Kim	12/19/2024	119.96		OUTSTANDING		ACCOUNTS_PAYABLE
134026	Check	792468	Healthcare Billing Services	12/19/2024	50.72		OUTSTANDING		ACCOUNTS_PAYABLE
134027	Check	793254	Eugene A. Guglielmi	12/19/2024	520.00		OUTSTANDING		ACCOUNTS_PAYABLE
134028	Check	793649	Franklin Computer Srvs Group	12/19/2024	14,816.75		OUTSTANDING		ACCOUNTS_PAYABLE
134029	Check	793935	Knight Sound & Lighting, Inc.	12/19/2024	1,914.00		OUTSTANDING		ACCOUNTS_PAYABLE
134030	Check	794209	Highland Local School District	12/19/2024	250.00		OUTSTANDING		ACCOUNTS_PAYABLE
134031	Check	794792	Game One	12/19/2024	3,622.00		OUTSTANDING		ACCOUNTS_PAYABLE
134032	Check	794801	Keller, Angela	12/19/2024	73.55		OUTSTANDING		ACCOUNTS_PAYABLE
134033	Check	795283	PaySchools	12/19/2024	204.20		OUTSTANDING		ACCOUNTS_PAYABLE
134034	Check	795298	Big Walnut Apparel	12/19/2024	1,745.00		OUTSTANDING		ACCOUNTS_PAYABLE
134035	Check	795339	Whiteside, Justin	12/19/2024	270.00		OUTSTANDING		ACCOUNTS_PAYABLE
134036	Check	795376	Delaware Hayes High School	12/19/2024	250.00		OUTSTANDING		ACCOUNTS_PAYABLE
134037	Check	795558	Language Line Services, Inc.	12/19/2024	191.98		OUTSTANDING		ACCOUNTS_PAYABLE

Big Walnut Local Schools

Disbursement Report-All-20241231

Check #	Check Type	Vendor #	Primary Name	Date	Amount	Reconcile Date	Status	Void Date	Type
134038	Check	795697	Singapore Math, Inc	12/19/2024	\$ 189.00		OUTSTANDING		ACCOUNTS_PAYABLE
134039	Check	795867	Moore, Sydney	12/19/2024	450.00		OUTSTANDING		ACCOUNTS_PAYABLE
134040	Check	991681	Mason, Caylib	12/19/2024	1,000.00		OUTSTANDING		ACCOUNTS_PAYABLE
134041	Check	991769	National Automotive Parts Association	12/19/2024	322.78		OUTSTANDING		ACCOUNTS_PAYABLE
134042	Check	991856	Amergis Healthcare Staffing, Inc.	12/19/2024	843.00		OUTSTANDING		ACCOUNTS_PAYABLE
134043	Check	991883	Doan, Landen	12/19/2024	15.99		OUTSTANDING		ACCOUNTS_PAYABLE
134044	Check	991900	Johns, James D. (Jay)	12/19/2024	1,000.00		OUTSTANDING		ACCOUNTS_PAYABLE
134045	Check	991917	Moore, Brooke	12/19/2024	160.00		OUTSTANDING		ACCOUNTS_PAYABLE
134046	Check	991921	Horton, Christyne	12/19/2024	2,661.62		OUTSTANDING		ACCOUNTS_PAYABLE
134047	Check	991930	ACESDiving, LLC	12/19/2024	120.00		OUTSTANDING		ACCOUNTS_PAYABLE
134048	Check	991979	Seiler, Clifford C., DBA: Specialty Rebuilders	12/19/2024	584.00		OUTSTANDING		ACCOUNTS_PAYABLE
134049	Check	992135	Collins, Eric	12/19/2024	675.00		OUTSTANDING		ACCOUNTS_PAYABLE
134050	Check	992137	Peterfy, Geoffrey B.	12/19/2024	249.71		OUTSTANDING		ACCOUNTS_PAYABLE
134051	Check	992176	Cleghorn, Sarah	12/19/2024	13.50		OUTSTANDING		ACCOUNTS_PAYABLE
134052	Check	992422	Stackpole, Chesney Renae	12/19/2024	17.01		OUTSTANDING		ACCOUNTS_PAYABLE
134053	Check	992433	Moyer, Grace	12/19/2024	140.44		OUTSTANDING		ACCOUNTS_PAYABLE
134054	Check	992436	Zaner-Bloser, Inc.	12/19/2024	2,931.39		OUTSTANDING		ACCOUNTS_PAYABLE
134055	Check	992459	ClearGov Inc.	12/19/2024	15,470.00		OUTSTANDING		ACCOUNTS_PAYABLE
134056	Check	992460	Schaeffer Manufacturing Company	12/19/2024	772.20		OUTSTANDING		ACCOUNTS_PAYABLE
134057	Check	992465	Haley, Lauren	12/19/2024	49.82		OUTSTANDING		ACCOUNTS_PAYABLE
134058	Check	992471	Blanton, David	12/19/2024	270.00		OUTSTANDING		ACCOUNTS_PAYABLE
134059	Check	70262	CDW LLC	12/19/2024	5,173.00		OUTSTANDING		ACCOUNTS_PAYABLE
134060	Check	793107	ComDoc, Inc.	12/20/2024	17,170.14		OUTSTANDING		ACCOUNTS_PAYABLE

Big Walnut Local Schools

Disbursement Report-All-20241231

Check #	Check Type	Vendor #	Primary Name	Date	Amount	Reconcile Date	Status	Void Date	Type
134061 Check		793448	Lexia Learning Systems, Inc.	12/20/2024	\$ 44,220.00		OUTSTANDING		ACCOUNTS_PAYABLE
134062 Check		7268	PJ's Family Restaurant	12/23/2024	1,375.00		OUTSTANDING		ACCOUNTS_PAYABLE
134063 Check		721	Craig, Georgia	12/30/2024	59.88		OUTSTANDING		ACCOUNTS_PAYABLE
134064 Check		753	Bent Tree Golf Club	12/30/2024	960.00		OUTSTANDING		ACCOUNTS_PAYABLE
134065 Check		829	Lancaster High School	12/30/2024	200.00		OUTSTANDING		ACCOUNTS_PAYABLE
134066 Check		1008	Rumpke of Ohio, Inc.	12/30/2024	5,524.04		OUTSTANDING		ACCOUNTS_PAYABLE
134067 Check		1046	KE-WA-PA SALES & SERVICE	12/30/2024	4,015.44		OUTSTANDING		ACCOUNTS_PAYABLE
134068 Check		1064	Multi Ventures Limited	12/30/2024	32,262.00		OUTSTANDING		ACCOUNTS_PAYABLE
134069 Check		1079	Carl Zipf Lock Shop, Inc.	12/30/2024	280.00		OUTSTANDING		ACCOUNTS_PAYABLE
134070 Check		1115	Del-Co Water Co.	12/30/2024	3,294.40		OUTSTANDING		ACCOUNTS_PAYABLE
134071 Check		1557	TruckPro, LLC	12/30/2024	6,273.13		OUTSTANDING		ACCOUNTS_PAYABLE
134072 Check		1576	Pickaway County ESC	12/30/2024	300.00		OUTSTANDING		ACCOUNTS_PAYABLE
134073 Check		1641	Precision Glass & Shower LLC	12/30/2024	2,935.29		OUTSTANDING		ACCOUNTS_PAYABLE
134074 Check		2038	Gordon Food Service	12/30/2024	74,391.41		OUTSTANDING		ACCOUNTS_PAYABLE
134075 Check		2502	City of Sunbury	12/30/2024	15,082.53		OUTSTANDING		ACCOUNTS_PAYABLE
134076 Check		2503	Columbia Gas Of Ohio	12/30/2024	5,061.57		OUTSTANDING		ACCOUNTS_PAYABLE
134077 Check		2504	American Electric	12/30/2024	31,241.73		OUTSTANDING		ACCOUNTS_PAYABLE
134078 Check		3036	NASCO	12/30/2024	813.22		OUTSTANDING		ACCOUNTS_PAYABLE
134079 Check		3058	Stanton's Sheet Music, Inc.	12/30/2024	301.83		OUTSTANDING		ACCOUNTS_PAYABLE
134080 Check		3137	Tristar Transportation Co	12/30/2024	6,908.10		OUTSTANDING		ACCOUNTS_PAYABLE
134081 Check		5003	Delaware Gazette	12/30/2024	143.20		OUTSTANDING		ACCOUNTS_PAYABLE
134082 Check		5237	ESC of Central Ohio	12/30/2024	36,540.74		OUTSTANDING		ACCOUNTS_PAYABLE
134083 Check		5264	Ohio Department Of Commerce	12/30/2024	346.25		OUTSTANDING		ACCOUNTS_PAYABLE
134084 Check		5522	OSBA	12/30/2024	7,476.16		OUTSTANDING		ACCOUNTS_PAYABLE
134085 Check		5668	XEROX CORPORATION	12/30/2024	5,407.82		OUTSTANDING		ACCOUNTS_PAYABLE

Big Walnut Local Schools

Disbursement Report-All-20241231

Check #	Check Type	Vendor #	Primary Name	Date	Amount	Reconcile Date	Status	Void Date	Type
134086	Check	6335	Verizon Wireless	12/30/2024	\$ 1,713.73		OUTSTANDING		ACCOUNTS_PAYABLE
134087	Check	6372	Cintas Corp. Location #003	12/30/2024	112.24		OUTSTANDING		ACCOUNTS_PAYABLE
134088	Check	6471	Cardinal Bus Sales &	12/30/2024	1,293.12		OUTSTANDING		ACCOUNTS_PAYABLE
134089	Check	6475	Parallel Technologies Inc.	12/30/2024	600.00		OUTSTANDING		ACCOUNTS_PAYABLE
134090	Check	7231	Duncan, Denise	12/30/2024	59.88		OUTSTANDING		ACCOUNTS_PAYABLE
134091	Check	7483	Croton Craft LLC	12/30/2024	4,293.50		OUTSTANDING		ACCOUNTS_PAYABLE
134092	Check	7798	Ohio Capital Conference - HS	12/30/2024	40.00		OUTSTANDING		ACCOUNTS_PAYABLE
134093	Check	8756	Columbus Clay Company	12/30/2024	311.25		OUTSTANDING		ACCOUNTS_PAYABLE
134094	Check	9111	Pyrinex, Inc.	12/30/2024	2,368.00		OUTSTANDING		ACCOUNTS_PAYABLE
134095	Check	70262	CDW LLC	12/30/2024	2,316.00		OUTSTANDING		ACCOUNTS_PAYABLE
134096	Check	70914	MEDCO Sports Medicine	12/30/2024	912.19		OUTSTANDING		ACCOUNTS_PAYABLE
134097	Check	723702	Donatos Pizzeria LLC	12/30/2024	628.56		OUTSTANDING		ACCOUNTS_PAYABLE
134098	Check	790394	Aziz, Ann	12/30/2024	13.94		OUTSTANDING		ACCOUNTS_PAYABLE
134099	Check	790734	Easton Telecom Services, LLC	12/30/2024	615.77		OUTSTANDING		ACCOUNTS_PAYABLE
134100	Check	790857	WorkHealth	12/30/2024	257.00		OUTSTANDING		ACCOUNTS_PAYABLE
134101	Check	790883	Pearson Assessment	12/30/2024	5,909.81		OUTSTANDING		ACCOUNTS_PAYABLE
134102	Check	790955	Jordan, Tammi	12/30/2024	195.70		OUTSTANDING		ACCOUNTS_PAYABLE
134103	Check	791602	Zimmerman School Equipment, In	12/30/2024	22,733.00		OUTSTANDING		ACCOUNTS_PAYABLE
134104	Check	791693	Ohio BCI & I	12/30/2024	2,895.25		OUTSTANDING		ACCOUNTS_PAYABLE
134105	Check	792116	Rich & Gillis Law Group, LLC	12/30/2024	28.50		OUTSTANDING		ACCOUNTS_PAYABLE
134106	Check	792237	Farnham Equipment Co	12/30/2024	15,414.00		OUTSTANDING		ACCOUNTS_PAYABLE
134107	Check	792275	FRANK, ALAN	12/30/2024	37.79		OUTSTANDING		ACCOUNTS_PAYABLE
134108	Check	792286	Britenstine Environmental	12/30/2024	889.65		OUTSTANDING		ACCOUNTS_PAYABLE
134109	Check	792393	State Security, LLC	12/30/2024	3,660.00		OUTSTANDING		ACCOUNTS_PAYABLE
134110	Check	792468	Healthcare Billing	12/30/2024	57.32		OUTSTANDING		ACCOUNTS_PAYABLE

Big Walnut Local Schools

Disbursement Report-All-20241231

Check #	Check Type	Vendor #	Primary Name	Date	Amount	Reconcile Date	Status	Void Date	Type
			Services						BLE
134111 Check		792640	Beem's BP	12/30/2024	\$ 2,882.94		OUTSTANDING		ACCOUNTS_PAYA
			Distributing, Inc.						BLE
134112 Check		793169	Grieger, Jody	12/30/2024	286.76		OUTSTANDING		ACCOUNTS_PAYA
									BLE
134113 Check		793732	Jet's Pizza	12/30/2024	5,700.00		OUTSTANDING		ACCOUNTS_PAYA
									BLE
134114 Check		793894	United Dairy, Inc.	12/30/2024	10,360.71		OUTSTANDING		ACCOUNTS_PAYA
									BLE
134115 Check		793955	Franklin Art Glass	12/30/2024	556.32		OUTSTANDING		ACCOUNTS_PAYA
			Studios Inc						BLE
134116 Check		794209	Highland Local	12/30/2024	250.00		OUTSTANDING		ACCOUNTS_PAYA
			School District						BLE
134117 Check		794503	Equiparts Corp	12/30/2024	3,046.50		OUTSTANDING		ACCOUNTS_PAYA
									BLE
134118 Check		794588	Lakes Golf &	12/30/2024	4,562.50		OUTSTANDING		ACCOUNTS_PAYA
			Country Club Inc.						BLE
134119 Check		794630	Hall, James	12/30/2024	2,100.00		OUTSTANDING		ACCOUNTS_PAYA
									BLE
134120 Check		794663	OHSAA	12/30/2024	8,603.00		OUTSTANDING		ACCOUNTS_PAYA
									BLE
134121 Check		794689	Brown Supply Co.	12/30/2024	243.00		OUTSTANDING		ACCOUNTS_PAYA
									BLE
134122 Check		795038	Columbus State	12/30/2024	11,531.42		OUTSTANDING		ACCOUNTS_PAYA
			Community						BLE
134123 Check		795089	Olentangy Liberty	12/30/2024	475.00		OUTSTANDING		ACCOUNTS_PAYA
			High School						BLE
134124 Check		795116	R & R Services	12/30/2024	290.00		OUTSTANDING		ACCOUNTS_PAYA
			Plus LLC						BLE
134125 Check		795140	Division 7 Roofing	12/30/2024	2,829.00		OUTSTANDING		ACCOUNTS_PAYA
									BLE
134126 Check		795283	PaySchools	12/30/2024	167.22		OUTSTANDING		ACCOUNTS_PAYA
									BLE
134127 Check		795326	Vasu	12/30/2024	1,405.20		OUTSTANDING		ACCOUNTS_PAYA
			Communications,						BLE
			Inc.						
134128 Check		795345	Access 2	12/30/2024	454.76		OUTSTANDING		ACCOUNTS_PAYA
			Interpreters, LLC						BLE
134129 Check		795449	J & J Enterprises-	12/30/2024	62.36		OUTSTANDING		ACCOUNTS_PAYA
			Westerville						BLE
134130 Check		795548	Reach Educational	12/30/2024	25,200.00		OUTSTANDING		ACCOUNTS_PAYA
			Services						BLE
134131 Check		795712	Hard Eight LLC	12/30/2024	34,875.00		OUTSTANDING		ACCOUNTS_PAYA
									BLE
134132 Check		795799	Riverside	12/30/2024	469.00		OUTSTANDING		ACCOUNTS_PAYA
			Assessments, LLC						BLE
			DBA: Riverside						
			Insights						
134133 Check		795844	Bentz, Landon	12/30/2024	150.00		OUTSTANDING		ACCOUNTS_PAYA
									BLE

Big Walnut Local Schools

Disbursement Report-All-20241231

Check #	Check Type	Vendor #	Primary Name	Date	Amount	Reconcile Date	Status	Void Date	Type
134134	Check	795888	Grimco, Inc.	12/30/2024	\$ 14,593.62		OUTSTANDING		ACCOUNTS_PAYABLE
134135	Check	991327	Precision Fields, LLC	12/30/2024	1,100.00		OUTSTANDING		ACCOUNTS_PAYABLE
134136	Check	991538	TP Mechanical Contractors, Inc.	12/30/2024	5,980.00		OUTSTANDING		ACCOUNTS_PAYABLE
134137	Check	991547	The K Company, Inc.	12/30/2024	5,568.00		OUTSTANDING		ACCOUNTS_PAYABLE
134138	Check	991548	Wyandot Golf & Dining, LLC	12/30/2024	135.00		OUTSTANDING		ACCOUNTS_PAYABLE
134139	Check	991553	JL Dimel LLC	12/30/2024	1,725.00		OUTSTANDING		ACCOUNTS_PAYABLE
134140	Check	991594	Quadient Finance USA, Inc.	12/30/2024	2,000.00		OUTSTANDING		ACCOUNTS_PAYABLE
134141	Check	991738	Voyager Sopris Learning, Inc.	12/30/2024	38.08		OUTSTANDING		ACCOUNTS_PAYABLE
134142	Check	991769	National Automotive Parts Association	12/30/2024	266.74		OUTSTANDING		ACCOUNTS_PAYABLE
134143	Check	991800	EI US, LLC.; dba LearnWell	12/30/2024	135.66		OUTSTANDING		ACCOUNTS_PAYABLE
134144	Check	991856	Amergis Healthcare Staffing, Inc.	12/30/2024	8,244.00		OUTSTANDING		ACCOUNTS_PAYABLE
134145	Check	991861	Reed, Kylie	12/30/2024	50.00		OUTSTANDING		ACCOUNTS_PAYABLE
134146	Check	991871	Flahive, Kindra Marie	12/30/2024	65.53		OUTSTANDING		ACCOUNTS_PAYABLE
134147	Check	991897	Van Arsdale, Jeffrey	12/30/2024	288.00		OUTSTANDING		ACCOUNTS_PAYABLE
134148	Check	991936	Sherbourne, Michelle Nelson	12/30/2024	41.02		OUTSTANDING		ACCOUNTS_PAYABLE
134149	Check	991937	Dubose, Jennifer	12/30/2024	10.48		OUTSTANDING		ACCOUNTS_PAYABLE
134150	Check	991955	Security 101 Ohio, LLC	12/30/2024	49,932.86		OUTSTANDING		ACCOUNTS_PAYABLE
134151	Check	991962	Vaughn Industries, LLC	12/30/2024	3,340.00		OUTSTANDING		ACCOUNTS_PAYABLE
134152	Check	991980	S&S Midwest Fire Protection LLC	12/30/2024	650.00		OUTSTANDING		ACCOUNTS_PAYABLE
134153	Check	992016	Oakland Nursery, Inc.	12/30/2024	275.00		OUTSTANDING		ACCOUNTS_PAYABLE
134154	Check	992018	Next Wave Automation	12/30/2024	58.67		OUTSTANDING		ACCOUNTS_PAYABLE
134155	Check	992109	APT Acquisition & Construction, DBA: Astroturf Corporation	12/30/2024	1,650.00		OUTSTANDING		ACCOUNTS_PAYABLE
134156	Check	992136	Royal American Links	12/30/2024	936.00		OUTSTANDING		ACCOUNTS_PAYABLE

Big Walnut Local Schools

Disbursement Report-All-20241231

Check #	Check Type	Vendor #	Primary Name	Date	Amount	Reconcile Date	Status	Void Date	Type
134157	Check	992166	Hall, Rebecca	12/30/2024	\$ 202.50		OUTSTANDING		ACCOUNTS_PAYABLE
134158	Check	992175	Citro, Amanda	12/30/2024	389.99		OUTSTANDING		ACCOUNTS_PAYABLE
134159	Check	992176	Cleghorn, Sarah	12/30/2024	289.38		OUTSTANDING		ACCOUNTS_PAYABLE
134160	Check	992180	RJP Interpreting LLC	12/30/2024	2,975.00		OUTSTANDING		ACCOUNTS_PAYABLE
134161	Check	992205	Andrews, Heather	12/30/2024	254.20		OUTSTANDING		ACCOUNTS_PAYABLE
134162	Check	992207	Level 3 Financing, Inc. DBA Lumen Technologies Company	12/30/2024	995.02		OUTSTANDING		ACCOUNTS_PAYABLE
134163	Check	992278	GCL Education Services	12/30/2024	3,420.00		OUTSTANDING		ACCOUNTS_PAYABLE
134164	Check	992284	Ohio Machinery Co.	12/30/2024	42.16		OUTSTANDING		ACCOUNTS_PAYABLE
134165	Check	992286	Life Safety Services, LLC	12/30/2024	3,622.50		OUTSTANDING		ACCOUNTS_PAYABLE
134166	Check	992311	RTJ Restaurants LLC dba: Donatos Pizza	12/30/2024	3,823.35		OUTSTANDING		ACCOUNTS_PAYABLE
134167	Check	992312	Summit CC, LLC dba: Summit Construction Company	12/30/2024	13,704.00		OUTSTANDING		ACCOUNTS_PAYABLE
134168	Check	992318	BridgED, LLC	12/30/2024	5,055.00		OUTSTANDING		ACCOUNTS_PAYABLE
134169	Check	992376	Blosser, Quinn	12/30/2024	250.00		OUTSTANDING		ACCOUNTS_PAYABLE
134170	Check	992392	Amazon Capital Services, Inc.	12/30/2024	3,628.69		OUTSTANDING		ACCOUNTS_PAYABLE
134171	Check	992397	Katelyn Mueller	12/30/2024	28.48		OUTSTANDING		ACCOUNTS_PAYABLE
134172	Check	992415	Jessica Swonger	12/30/2024	340.34		OUTSTANDING		ACCOUNTS_PAYABLE
134173	Check	992418	Cipted Corp dba: Zoresco Equipment Company	12/30/2024	1,900.00		OUTSTANDING		ACCOUNTS_PAYABLE
134174	Check	992421	Susan Weltner-Brunton, Ph.D. & Associates, Inc.	12/30/2024	2,500.00		OUTSTANDING		ACCOUNTS_PAYABLE
134175	Check	992422	Stackpole, Chesney Renae	12/30/2024	23.96		OUTSTANDING		ACCOUNTS_PAYABLE
134176	Check	992433	Moyer, Grace	12/30/2024	100.00		OUTSTANDING		ACCOUNTS_PAYABLE
134177	Check	992440	Garmann/Miller & Associates, Inc.	12/30/2024	11,832.17		OUTSTANDING		ACCOUNTS_PAYABLE

Big Walnut Local Schools
Disbursement Report-All-20241231

Check #	Check Type	Vendor #	Primary Name	Date	Amount	Reconcile Date	Status	Void Date	Type
134178	Check	992447	Rocket Math	12/30/2024	\$ 165.00		OUTSTANDING		ACCOUNTS_PAYABLE
134179	Check	992462	Robert S Friedrick, Geo Survey, Inc dba Friedrick & Associates	12/30/2024	1,500.00		OUTSTANDING		ACCOUNTS_PAYABLE
134180	Check	992464	Universal Lettering Co. Inc.	12/30/2024	238.00		OUTSTANDING		ACCOUNTS_PAYABLE
134181	Check	992466	Henson, Julie	12/30/2024	83.42		OUTSTANDING		ACCOUNTS_PAYABLE
134182	Check	992468	Olentangy Berkshire Middle School	12/30/2024	250.00		OUTSTANDING		ACCOUNTS_PAYABLE
134183	Check	992475	Wolfe II, Dean	12/30/2024	15.99		OUTSTANDING		ACCOUNTS_PAYABLE
134184	Check	992480	Canton City Schools	12/30/2024	120.00		OUTSTANDING		ACCOUNTS_PAYABLE
Grand Total					\$ 4,842,972.82				



BIG WALNUT | INSPIRE
LOCAL SCHOOLS & GUIDE

COMPARISON OF FISCAL YEAR 2025 YTD
APPROPRIATIONS WITH FISCAL YTD ACTUAL -
ALL FUNDS (EXCLUDING GENERAL FUND)

AND

INVESTMENT REPORT FOR ALL FUNDS

Comparison of Fiscal Year 2025 YTD Appropriations with Fiscal Year YTD Actual Expenditures - All Funds

	Notes	BOE Temporary Appropriation	09/15/2024 First Amendment	Second Amendment	Third Amendment	BOE Approved Appropriation	Prior FY Encumbrance	FYTD Expendable	FYTD Expenditures	Current Encumbrances	Unencumbered Balance	Unencumbered Percent
001 - GENERAL FUND		57,207,384	325,000	-	200,133	57,732,517	- 963,608	58,696,125	28,606,173	2,874,082	27,215,870	46%
002 - BOND RETIREMENT		9,054,205	-	-	-	9,054,205	- -	9,054,205	6,626,297	2,365,635	62,272	1%
003 - PERMANENT IMPROVEMENT		2,627,474	-	-	-	2,627,474	- 1,071,684	3,699,158	1,017,120	985,192	1,696,846	46%
004 - BUILDING IMPROVEMENT		317,553	-	-	-	317,553	- 445,713	763,266	426,188	68,205	268,873	35%
006 - FOOD SERVICE		2,159,104	81,000	-	-	2,240,104	- 15,731	2,255,835	937,054	240,014	1,078,767	48%
014 - ROTARY-INTERNAL SERVICES		25,000	-	-	-	25,000	- 16,972	41,972	23,161	18,067	744	2%
018 - PUBLIC SCHOOL SUPPORT		122,300	7,000	2,025	(610)	130,715	- 4,768	135,483	41,248	17,771	76,464	56%
019 - OTHER GRANT		-	-	-	-	-	- 2,660	2,660	(4,840)	3,809	3,691	139%
022 - DISTRICT AGENCY		225,782	1,136	-	45,234	272,151	- 2,597	274,748	44,445	21,969	208,334	76%
070 - CAPITAL PROJECTS		7,500	-	-	-	7,500	- 3,227	10,727	3,227	-	7,500	70%
200 - STUDENT MANAGED ACTIVITY		136,446	20,769	-	23,372	180,587	18,193	198,780	55,497	61,654	81,629	41%
300 - DISTRICT MANAGED STUDENT ACTIVITY		522,907	197	-	959	524,063	4,823	528,886	284,754	85,310	158,821	30%
401 - AUXILLIARY SERVICES		500,968	-	-	-	500,968	29,049	530,017	132,152	90,027	307,838	58%
439 - EARLY CHILDHOOD EDUCATION		11,180	276,250	-	(29,750)	257,680	204,502	462,182	185,932	-	276,250	60%
451 - DATA COMMUNICATION FUND		12,600	-	-	-	12,600	- -	12,600	-	-	12,600	100%
467 - STUDENT WELLNESS AND SUCCESS		-	-	-	-	-	- -	-	-	-	-	
499 - MISCELLANEOUS STATE GRANT FUND		48,220	14,350	-	-	62,570	- -	62,570	8,050	-	54,520	87%
507 - ESSER FUND		100,922	-	-	(1,247)	99,676	- -	99,676	99,676	-	-	0%
516 - IDEA PART-B GRANT		1,132,925	85,188	-	-	1,218,113	86,737	1,304,850	578,730	165,697	560,422	43%
551 LIMITED ENGLISH PROFICIENCY		17,342	461	-	-	17,803	1,324	19,127	4,283	2,469	12,375	65%
572 - TITLE I		154,886	118,591	-	-	273,477	- -	273,477	111,055	-	162,422	59%
584 - TITLE IV ACADEMIC ENRICHMENT		21,713	(916)	-	-	20,797	1,775	22,572	5,970	-	16,602	74%
587 - EARLY CHILDHOOD SPECIAL EDUCATION GRANT		27,116	132	-	-	27,248	- -	27,248	12,110	-	15,137	56%
590 - TITLE II-A IMPROVING TEACHER QUALITY		64,049	19,683	-	-	83,731	8,016	91,747	38,000	14,715	39,032	43%
599 - MISCELLANEOUS FEDERAL GRANTS		-	-	-	-	-	- -	-	-	-	-	100%
TOTAL ALL FUNDS		17,290,191	623,841	2,025	37,957	17,954,015	1,917,771	19,871,785	10,630,109	4,140,534	5,101,142	26%
		74,497,575				75,686,532	2,881,378	78,567,910	39,236,282	7,014,616	32,317,012	
# - The accounts have adequate current or anticipated resources and appropriation modifications will be made to account for this and other necessary appropriations.												

**BIG WALNUT LOCAL SCHOOL DISTRICT
INVESTMENT PORTFOLIO
December 31, 2024**

<u>Institution</u>	<u>Instrument Type</u>	<u>Cost Basis</u>	<u>Purchase Date</u>	<u>Yield Rate</u>	<u>Maturity Date</u>	<u>Days to Maturity</u>	<u>Est. Interest Remaining</u>
<u>INTERIM FUNDS - General Operating Funds</u>							
<i><u>Fifth Third Securities, Inc. - Investments</u></i>							
U.S. Treasury Note	U.S. Treasurer	\$494,238.28	11/9/2023	4.13%	1/31/2025	31	\$20,625.00
U.S. Treasury Note	U.S. Treasurer	\$198,750.00	11/9/2023	4.63%	2/28/2025	59	\$9,250.00
U.S. Treasury Note	U.S. Treasurer	\$593,554.69	2/28/2024	3.88%	3/31/2025	90	
Fifth Third Investment Total Subtotal		<u>\$1,286,542.97</u>					
<i><u>RedTree Investment Group - Investments</u></i>							
Alma Bank, NY	Certificates of Deposit	\$248,751.00	9/27/2024	3.98%	9/28/2026	636	\$0.00
Preferred Bank, CA	Certificates of Deposit	\$248,751.00	9/27/2024	4.04%	9/28/2026	636	\$0.00
Ally Bank, UT	Certificates of Deposit	\$194,707.50	9/19/2024	3.95%	9/20/2027	993	\$0.00
DMB Community Bank	Certificates of Deposit	\$137,827.50	8/12/2024	3.97%	2/14/2028	1140	\$0.00
Celtic Bank, UT	Certificates of Deposit	\$248,377.50	9/26/2024	3.73%	9/26/2029	1730	\$0.00
Citigroup	Commercial Paper	\$240,006.25	4/26/2024	5.55%	1/21/2025	21	\$0.00
TD USA	Commercial Paper	\$384,188.78	4/30/2024	5.51%	1/24/2025	24	\$0.00
MUFG Bank	Commercial Paper	\$385,560.89	6/28/2024	5.44%	3/3/2025	62	\$0.00
Toyota Motor Credit	Commercial Paper	\$481,655.56	6/25/2024	5.40%	3/6/2025	65	\$0.00
Bank of America	Commercial Paper	\$481,222.50	7/3/2024	5.42%	3/19/2025	78	\$0.00
TD USA	Commercial Paper	\$336,428.75	6/28/2024	5.38%	3/25/2025	84	\$0.00
Federal Farm Credit Bank	U.S. Gov't Agency Note	\$134,046.50 +	9/30/2022	4.25%	9/30/2025	273	\$14,343.75
Federal Home Loan Mtg	U.S. Gov't Agency Note	\$195,499.20 +	3/20/2024	4.66%	5/6/2027	856	\$0.00
Federal Home Loan Mtg	U.S. Gov't Agency Note	\$300,000.00 +	5/14/2024	6.00%	5/14/2027	864	\$0.00
Federal Farm Credit Bank	U.S. Gov't Agency Note	\$298,137.00 +	3/30/2023	3.88%	3/30/2026	454	\$34,875.00
Federal Home Loan Bank	U.S. Gov't Agency Note	\$500,000.00	12/27/2024	4.88%	12/15/2026	714	\$0.00
Federal Farm Credit Bank	U.S. Gov't Agency Note	\$496,925.00 +	6/27/2024	4.41%	10/20/2028	1389	\$0.00
Federal Home Loan Bank	U.S. Gov't Agency Note	\$996,530.00 +	6/28/2024	4.44%	11/24/2028	1424	\$0.00
Federal Home Loan Bank	U.S. Gov't Agency Note	\$249,792.50 +	8/30/2024	3.77%	11/27/2028	1427	\$0.00
Federal Home Loan Bank	U.S. Gov't Agency Note	\$172,200.00 +	1/31/2024	4.17%	1/25/2029	1486	\$0.00
Federal Farm Credit Bank	U.S. Gov't Agency Note	\$463,974.60 +	4/10/2024	4.42%	3/20/2029	1540	\$0.00
Federal Farm Credit Bank	U.S. Gov't Agency Note	\$198,002.00 +	4/11/2024	4.60%	4/10/2029	1561	\$0.00
Federal Home Loan Bank	U.S. Gov't Agency Note	\$285,000.00	12/24/2024	4.75%	12/24/2029	1819	\$0.00
Federal Home Loan Bank	U.S. Agency Notes	\$307,536.90	9/27/2023	5.53%	3/25/2026	449	\$0.00
U.S. Treasury Note	U.S. Treasurer	\$324,466.80	1/31/2024	4.20%	6/15/2026	531	\$0.00
U.S. Treasury Note	U.S. Treasurer	\$399,187.50	4/30/2024	4.98%	4/30/2026	485	\$0.00
U.S. Treasury Note	U.S. Treasurer	\$299,929.69	6/25/2024	4.25%	2/28/2029	1520	\$0.00
U.S. Treasury Note	U.S. Treasurer	\$245,878.91	5/13/2024	4.50%	3/31/2029	1551	\$0.00
U.S. Treasury Note	U.S. Treasurer	\$399,478.99	4/30/2024	4.65%	4/30/2029	1581	\$0.00
U.S. Treasury Note	U.S. Treasurer	\$490,351.56	8/30/2024	3.69%	6/30/2029	1642	\$0.00
U.S. Treasury Note	U.S. Treasurer	\$348,742.19	9/5/2024	3.70%	8/31/2029	1704	\$0.00
Government Debt - Federal Agency Subtotal		<u>\$10,493,156.57</u>					
<i><u>Cash Accounts</u></i>							
1) First Commonwealth Bank	Checking - SM	\$485,940.21	12/31/2024	0.06%	1/1/2025	1	\$0.80
2) Federated Govt Obligations Is	Money Market	\$2,544,318.94	12/31/2024	2.10%	1/1/2025	1	\$146.39
3) First American Obligations Fund	Money Market	\$711,575.66	12/31/2024	2.10%	1/1/2025	1	\$40.94
4) Star Ohio - General	Money Market	\$21,254,131.22	12/31/2024	2.28%	1/1/2025	1	\$1,327.66
Cash Account Subtotal		<u>\$24,995,966.03</u>					
Total Interim Funds		<u><u>\$36,775,665.57</u></u>					
<u>ACTIVE FUNDS - General Operating Funds</u>							
1) First Commonwealth Bank	Checking - General	\$10,743,435.55	12/31/2024	0.02%	1/1/2025	1	\$5.89
2) First Commonwealth Bank	Checking - Payroll	\$274,106.42	12/31/2024	0.00%	1/1/2025	1	\$0.00
Total Active Funds		<u><u>\$11,017,541.97</u></u>					
Total Active and Interim Funds - General Operating		<u>\$47,793,207.54</u>		2.14%		208	\$4,779,819.10

**BIG WALNUT LOCAL SCHOOL DISTRICT
CONSTRUCTION - INVESTMENT PORTFOLIO
December 31, 2024**

<u>Institution</u>	<u>Instrument Type</u>	<u>Cost Basis</u>	<u>Purchase Date</u>	<u>Yield Rate</u>	<u>Maturity Date</u>	<u>Days to Maturity</u>	<u>Est. Earnings Remaining</u>
<u>May 2019 - Bond Proceeds</u>							
8) First American Treasury Obligations Fund	Money Market	\$364,024.99	12/31/2024	2.10%	1/1/2025	1	\$20.94
9) Star Ohio - Construction Fund	Money Market	\$92,830.04	12/31/2024	2.28%	1/1/2025	1	\$5.80
Subtotal		<u>\$456,855.03</u>					
Total May 2019 - Bond Proceeds		<u>\$456,855.03</u>					
Grand Total Construction Proceeds		<u>\$456,855.03</u>		<u>2.14%</u>		<u>1</u>	<u>\$5,010,026.74</u>

**BIG WALNUT LOCAL SCHOOL DISTRICT
INVESTMENT EARNINGS REVENUE
December 31, 2024**

Fund	Month to Date	Year to Date
General Fund (001)	\$199,497.75	\$1,275,739.93
Building Project Fund (004-9017)	\$1,811.97	\$16,219.31
Food Service Fund (006)	\$4,525.42	\$26,393.37
Sunbury Meadows CDA (022-9200)	\$198.99	\$1,019.59
Auxillary Services Fund (401)	\$936.45	\$3,006.81
Total All Funds	\$206,970.58	\$1,322,379.01

**Thank you for your review of the December 2024 Big Walnut
Local School District Financial Report.**



Big Walnut Local School District
110 Tippet Court
Sunbury, OH 43074